

Unverferth® Grain Handling

Rear-folding single-auger grain carts



***Greater Reach, Speed and Unloading Versatility
Keep Those Combines Rollin'!***

Models 1160, 1060, 860, 760, 6225, 5225

Keep Those Combines Rollin'!

Quick, Convenient, Precise Grain Placement

Smooth, consistent and uninterrupted combine travel through the field is the key to an efficient (and successful!) harvest and everyone knows Unverferth grain carts are best at keeping those combines rollin'!

Adding any Unverferth single-auger grain cart to your trail crew means you can unload the combine on-the-go and increase harvesting efficiency by up to 30%! The corner-auger design provides 100% unloading visibility with a unique sump design for faster unloading. With the steep-sloped sides, you're assured great clean out, even in high-moisture grain.

- Capacities of 1,100, 1,000, 850, 750, 600 and 500 bushels
- Highly visible flow-control position indicator is easily seen from the tractor cab
- Computer balancing virtually eliminates any vibration of upper and lower augers
- Gearbox features extra-large 1¾"-diameter full-length output shaft for easy handling of the toughest unloading chores, even high-moisture corn
- The oversized gears and bearings, encased in a durable aluminum gearbox housing, are static-rated at 330 hp and dynamic-rated at 153 hp for long-term, trouble-free use
- Hydraulic auger lock-valve ensures a leak-free joint during unloading
- Steep 45° sidewalls, 39° front and 34° rear slopes, and deep sump for fast, clean and complete unloading
- Special-alloy, high-tensile steel spindles easily carry load weights greater than larger-diameter spindles constructed of mild steel
- SMV emblem, reflective striping as well as red and flashing amber LED taillights positioned for maximum visibility from any direction to enhance transport safety
- Standard transport chain for added transport security
- High-intensity LED auger light for easy-to-see nighttime unloading
- Full primer undercoat, baked-on, high-grade equipment enamel in tractor green or red, and silicone-sealed seams to resist rust and corrosion



Model 760



Model 1160



60-Series Features

The Unverferth 60-series rear-folding, single-auger grain carts feature a longer auger for greater unloading height and reach, and side-to-side adjustable downspout for convenient unloading over the tallest truck, wagon or semi. That means targeting the center of the bed for zero spillage and a rapid return to the combine.



Flex-Drive auger connection



*Standard 60° turret-style downspout
for maximum unloading control*

- Patented auger connection with synchronized auger flighting for smooth engagement
- Computer-balanced 7/16" extended-wear flighting for longer life with 20"-diameter auger on models 1160, 1060 for unloading up to 500 bushels per minute and 18"-diameter auger on models 860 and 760 with unloading speeds up to 450 bushels per minute.
- Cupped double flighting in lower auger for faster unloading with a fuller auger
- Two-way hydraulic adjustable downspout for 4' of left/right movement controls grain flow for easier filling
- Optional 4-way downspout for greater unloading control with 2' of front/rear movement
- Truss-frame design, heavy-duty tubular-steel axles and 10-bolt gusseted hubs for smooth trailing, low maintenance and outstanding cart durability
- Wheel-operated cleanout door for easy cleaning between crop types
- Adjustable-width axle option for easily meeting row spacing requirements
- Standard Weatherguard tarp on model 1160, optional on the others



Models 1160, 1060, 860, 760, 6225, 5225

Unverferth® Rear folding, single-auger grain carts

60 Series Features



Interior tank lighting on 60 series models for most convenient nighttime unloading



Exclusive 45° gearbox



Lockable wheel-operated cleanout door for easy cleaning between crop types



Equalizer® tracks are independently cambered to follow ground contours for optimum flotation



25 Series Features

The 25 series models are right-sized to smaller field and acreage requirements and the corner positioning of the unloading auger allows enhanced unloading visibility from the tractor cab.

- 14"-unloading auger with 5/16" flighting for unloading speeds of 300 bushels per minute
- The fully welded missile driver powering the upper auger provides greater contact area for smoother auger starts and longer component life
- Time-tested I-beam axles for added rigidity and durability
- Easy-to-use, lockable lever-operated cleanout door for easy sump cleanout



Lockable lever-operated cleanout door

Model 6225



Models 1160, 1060, 860, 760, 6225, 5225

Options

Undercarriage options

Wheels

- Widest variety of single, high-flotation wheels and tires for increased flotation
- Straddle-row duals for models 1060, 860 and 760 increase flotation and can be adjusted to match a variety of row spacings

Tracks

- All tracked undercarriages are factory aligned and ready for in-field use and feature heavy-duty greaseable hubs with purgeable, triple-lip seals for longer life
- Hydraulic-tensioning design with 36"-wide x 131" or 148" belt for model 1160 with steel end-wheels and pivoting cast bogie wheels; hydraulic hoses included for easy adjustment using tractor's hydraulics
- Auto-tensioning tracks continuously adjust to the cart's load and ground contour for maximum flotation; 36"-wide x 112" belt for optimum maneuverability and less compaction; available for 1160, 1060 and 860

Equalizer® Tracks

- Patented Equalizer® tracks for model 1160 are independently cambered to follow ground contours for optimum flotation and minimum compaction
- 42"-wide x 131" belt for enhanced maneuverability and greater flotation
- Exclusive belt design with shallow tread belt pattern for greater flotation and traction
- 40" main idler wheels with 10-bolt hubs for added durability
- Cast, pivoting mid-rollers on each track assembly on the same plane as the main idler wheels for optimum flotation
- Hydraulic belt tensioning adjustment for easier track alignment, optimum ground contact and even weight distribution
- Auto-greaser for automatic grease application at more frequent intervals for consistent, optimum lubrication on track undercarriages, standard on Equalizer track, optional on others

Loaded Tire Ground Pressure*

Tire Size	Model Number					
	1160	1060	860	760	6225	5225
Equalizer Tracks - 42" x 131"	10.70					
Hydraulic-Tension Tracks - 36" x 148"	9.48					
Hydraulic-Tension Tracks - 36" x 131"	12.00					
Auto-Tension Track - 36" x 112"	13.64	12.80	11.37			
480/80x46 Duals		18.17				
420/80x46 Duals			18.22	16.28		
520/85x42 Duals		15.79	13.02	11.63		
480/80x42 Duals			15.62	13.96		
520/85x38				24.44		18.76
IF1250/50x32 (188A8)	16.36	15.01				
1250/50x32 (188A8)	17.99	16.40				
1050/50x32	19.61	18.03				
900/70x32	23.56					
900/65x32	23.10	21.23	17.50	15.63		
900/60x32		24.44	20.14	17.99		
800/65x32			22.93	20.48		
800/60x32			26.37	23.55		
650/75x32				22.67		
30.5x32					16.11	13.71
24.5x32					19.39	16.51
23.1x26						18.39

*Loaded P.S.I. calculated at 3" soil penetration depth and are presented for relative comparison of the options

UHarvest data management system

The UHarvest® data system, powered by Raven, takes weighing systems to the next level by combining the reliability and accuracy of grain cart scales with state-of-the-art ISOBUS or touch-pad usability. This state-of-the-art software allows you to analyze as much harvest data as you want.

UHarvest system features:

- Complete touch-screen operation
- Grower, farm, field information
- Truck, destination and crop variety
- Calibrate combine yield monitor
- Hitch weight management
- USB data management
- Multiple user access
- UHarvest Cloud Solution powered by Slingshot® to save, send and report on your harvest data from anywhere




UHarvest options:

- **Moisture Sensor** — Cart-mounted sensor provides dry bushel weight conversion
- **Accu-Load** — Automatic loading for precise truck weights

Weatherguard Rollover Tarp

All Unverferth grain carts can be fitted with an optional Weatherguard rollover tarp (standard on 1160) package featuring heavy-duty 18-ounce canvas to protect load contents. The semitrailer-style locking aluminum latchplate design provides protection from moisture and high wind. Order the tarp package factory-installed or pre-located holes in the sideboards allow for easy on-farm installation.



Hydraulic drive

For Unverferth grain carts pulled by non-PTO tractors, there's an optional tongue-mounted, dual-port 55 GPM hydraulic drive motor that delivers unloading speed up to 150 bushels per minute, or a 105 GPM package that unloads up to 250 bushels per minute



UHarvest® Lite Scale System

- Accu-Save feature automatically registers each load and displays up to 400 unloading events showing weight, date and time that are easily viewed on the tractor's virtual terminal
- Hitch-weight monitoring for easily managing load balance between cart and tractor for optimum field control
- Combine-verify feature for easy calibration
- Works with any brand of ISOBUS VT monitor



Scale solutions

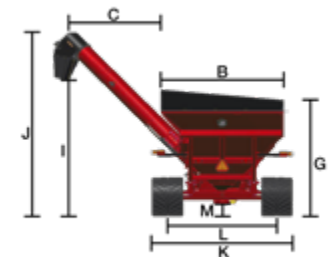

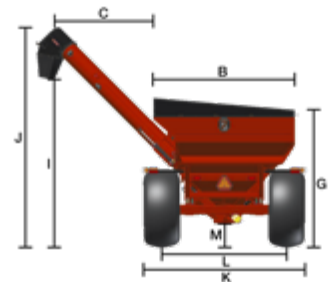
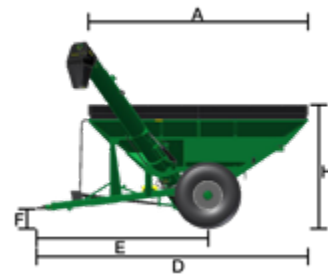
- The model 410 scale package is specifically designed for ease of use and maximum productivity; data can be sent to an optional attached printer or DataDownloader (DDL)
- The model 520 scale package's large, multi-line display provides automatic load logging and detailed management options such as downloading field information from your computer to the scale for easily recording field data
 - Includes USB drive and software
 - Available with Auto-Unload feature for automatic shutoff at desired truck weight



Models 1160, 1060, 860, 760, 6225, 5225

Specifications

Model Number	1160	1060	860	760	6225	5225
Capacity (bushels)	1100	1000	850	750	650	550
Minimum Tractor HP	200	200	180	150	140	130
Loaded Tongue Weight (lbs)	4800	4700	5550	4990	3600	3200
Empty Tongue Weight (lbs)	1500	1450	1350	1200	1000	900
Auger Diameter	20"	20"	18"	18"	14"	14"
Unload Speed (bushels/minute)	500	500	450	450	300	300
Flighting Thickness	7/16"	7/16"	7/16"	7/16"	5/16"	5/16"
Hub Size/Spindle Diameter	10-Bolt 4 1/2"	10-Bolt 4 1/2"	10-Bolt 4 1/2"	10-Bolt 4 1/2"	10-Bolt 3 3/4"	10-Bolt 2 7/8"
Hydraulic Remotes Required	3	3	3	3	2	2
Front/Rear Hopper Slope (degrees)	39/34	39/34	39/34	39/34	36/36	36/36
A. Hopper Length	21' 6"	21' 6"	16'	16'	13' 10"	13' 10"
B. Hopper Width	13'	11' 10"	11' 10"	11' 10"	11' 10"	11' 10"
C. Auger Side Reach Max (to inside of rubber spout)	9' 9"	9' 9"	9' 2"	9' 2"	6' 2"	6' 2"
C. Auger Side Reach Min (to inside of rubber spout)	7' 3"	7' 3"	7' 2"	7' 2"	6' 2"	6' 2"
D. Overall Transport Length	29' 7"	29' 7"	27' 7"	27' 7"	23' 10"	23' 10"
E. Hitch to Center of Axle	16' 10"	16' 10"	15' 7"	15' 7"	13' 6"	13' 6"
Single Wheels & Tires						
Measured Undercarriage	Adj Axle 1050/50x32	Rigid Axle 900/65x32	Rigid Axle 800/65x32	Rigid Axle 800/65x32	Rigid Axle 24.5x32	Rigid Axle 520/85x38
Empty Weight (lbs)	14500	13050	12750	11450	7300	7120
F. Hitch Height	1' 10"	1' 10"	1' 10"	1' 7"	1' 7"	1' 7"
G. Hopper Height Low Side	11' 8"	11' 8"	11' 3"	11'	10' 2"	9' 7"
H. Hopper Height High Side	12' 7"	12' 6"	12' 3"	12'	11' 6"	10' 11"
I. Auger Height with Spout Straight Down	13'	13'	12' 11"	12' 11"	12' 5"	12' 5"
J. Height to Top of Auger in Unload Position	17' 11"	17' 11"	17' 11"	17' 11"	14' 11"	14' 11"
K. Width Outside of Tires	14' 6"	14' 4"	12' 10"	12' 10"	12'	12'
L. Center of Tire to Center of Tire	11' 3" min. 12' 9" max.	11' 2"	10'	10'	10' 3"	10' 3"
M. Under Frame Height	1' 5"	1' 5"	1' 5"	1' 5"	1' 4"	1' 4"
Tracks						
Measured Undercarriage	36" x 75" Auto-Tension	36" x 75" Auto-Tension	36" x 75" Auto-Tension	-	-	-
Empty Weight (lbs)	21500	21000	19200	-	-	-
F. Hitch Height	1' 5"	1' 5"	1' 5"	-	-	-
G. Hopper Height Low Side	11' 1"	11' 1"	11' 3"	-	-	-
H. Hopper Height High Side	12' 2"	12' 1"	12' 3"	-	-	-
I. Auger Height with Spout Straight Down	12' 11"	12' 11"	12' 10"	-	-	-
J. Height to Top of Auger in Unload Position	17' 7"	17' 7"	17' 8"	-	-	-
K. Width Outside of Tracks	13' 11"	13' 11"	13' 7"	-	-	-
L. Center of Track to Center of Track	10' 11"	10' 11"	10' 7"	-	-	-
M. Under Frame Height	1' 1"	1' 1"	1' 4"	-	-	-
*Capacities measured with #2 corn, with 15% moisture and 56 pound test weight **Constructed from high-tensile strength steel						



To find out how best to keep your combines rollin' during harvest, see your nearest Unverferth dealer today or visit umequip.com for complete details about staying ahead of the herd with Unverferth rear-folding, single-auger grain carts!

Unverferth
Manufacturing Company, Inc.

P.O. Box 357 • Kalida, Ohio 45853
(419) 532-3121
unverferth.com

©2018 Unverferth Manufacturing Co., Inc. Printed in U.S.A.

®™ Trademarks, registered or applied for, of Unverferth Manufacturing Co., Inc., Kalida, OH

Additional facilities in California, Georgia, Iowa, Nebraska, North Dakota, Oregon, Ontario and Saskatchewan, Canada



UMCAGC81015005M7