

A TRADITION OF SOLUTIONS SINCE 1930 | 2019 PRODUCT CATALOG



RESIDUE MANAGEMENT | CLOSING WHEELS | FERTILIZER APPLICATION | STRIP-TILL TOOLS
VERTICAL TILLAGE | SEEDBED PREPARATION | MANURE APPLICATION | HARVEST EQUIPMENT


THE YETTER STORY



Finding solutions to the problems farmers face is what inspired Harry and Etta Yetter to open a rural machine shop in the 1930s. Soon, farmers from all over the Midwest flocked to western Illinois to purchase the Yetter solution: a wheel-cleaning device that removed and prevented mud buildup on metal tractor wheels.

More than 89 years later, the Yetter tradition continues. Recognized as the industry leader in designing planter attachments and precision fertilizer placement tools, we engineer profitable solutions to meet the challenges producers face in today's constantly changing production agriculture environment.

Whether you're looking to improve your bottom line or rise to the conservation tillage challenge, you can be sure that from design, to manufacturing, to product recommendations, Yetter puts farmers' needs first. We firmly believe that the only way for Yetter to succeed is for you to succeed.



3 KEYS TO OUR SUCCESS

INNOVATIVE PRODUCTS

Keeping in touch with what real producers need is the core of our success. We can't design solutions from the office—our process has to start in your farms and fields. So each day, our team works with innovative farmers, dealers, and OEM partners like John Deere, AGCO, and Case IH. These relationships, combined with our extensive experience, help us engineer real, practical solutions for tough farming conditions.

QUALITY MANUFACTURING

To manufacture our innovative product lineup, we rely on state-of-the-art facilities and technology. From locations in Colchester and Macomb, Illinois, and Yazoo City, Mississippi, we meet the demand for even more efficiency and cost effectiveness with quality parts and products, outstanding customer service, and on-time delivery.

KNOWLEDGEABLE SALES AND SUPPORT

When we make product recommendations, our priority is return on investment for the customer. Our sales team—with a combined 190 years of experience—asks the right questions in order to fully understand each unique farming operation. Our world-class performance guarantee adds value to the Yetter products you purchase.

YETTER PERFORMANCE GUARANTEE: **REPAIR, REPLACE, OR REFUND**

The best products deserve the best guarantee. The Yetter guarantee is simple. If, during the first 30 days, your Yetter equipment doesn't perform as promised, and if we don't make it perform in a reasonable amount of time, we'll repair it, replace it, or buy it back.

Yetter Manufacturing Company reserves the right to alter equipment specifications without notice or obligation. Various products mentioned in this catalog are either patented or have patents applied for. No portion of this catalog may be reproduced or used in any manner without the express written permission of Yetter Manufacturing Company. The information contained in this catalog is offered in good faith by Yetter Manufacturing Company to further the understanding of conservation farming. However, the use of the information provided is beyond the control of Yetter Manufacturing Company, and in no case shall Yetter Manufacturing Company or any seller of its products be responsible for any damages that may occur from the use of this information. All such risks shall be assumed by the user.

Due to the volume of equipment and specifications involved, the possibility of error does exist. If you discover such an error, please notify us as soon as possible so that we may correct it.

YEAR-ROUND SOLUTIONS



SPRING OR FALL STRIP-TILL



RESIDUE MANAGEMENT



FERTILIZER APPLICATION



HARVEST EQUIPMENT



**LOG ON
WHEN
YOU'RE ON
THE GO!**

WWW.YETTERCO.COM

- » Quickly and easily locate the tools and attachments you need to solve the unique challenges your ag operation is facing.
- » Find updated product information and new photos and videos.
- » Take advantage of the easy-to-use dealer and sales rep locator.
- » A Customer Support section offers easy access to your product manuals, a buyer's guide, solutions and tips articles, and more.

CATALOG CONTENTS

New Profitable Solutions	3
Air Adjust™ Series	4-7
Planting Attachments	8
Residue Management & Attachments	9-17
Closing Wheels	18-21
Coulter Tillage	22-25
TrackTill®	26-27
Markers	28
Coulter Carts	29
Bulk Seed Handling	30
Toolbars	31
Fertilizer Application	32-41
High-Speed Application	42-44
Manure Application	45
Strip-Tillage	46-49
Rotary Hoes	50-51
Harvest Equipment	52-57

NEW PROFITABLE SOLUTIONS

2968 ROW-UNIT MOUNT IN-BETWEEN FERTILIZER OPENER

ACHIEVE CONSISTENT OFF-THE-ROW FERTILIZER PLACEMENT

- » Available as a dual- or single-wheel opener
- » Achieves consistent off-the-row placement for starter or nitrogen fertilizer
- » New 2968 model available for Case IH 1200 and 2000 Series row units



FITS CASE IH 1200
SERIES ROW UNITS

FITS CASE IH 2000
SERIES ROW UNITS

**MORE ON
PAGE 34**

2984 STRIP FRESHENER (CC)

**MORE ON
PAGE 49**



**MAKE ADJUSTMENTS WITH
CAB CONTROL FOR CHANGING
FIELD CONDITIONS**

2966-002A AIR ADJUST™ ROW CLEANER FOR 60/90 OPENER

**MORE ON
PAGE 9**



**ADJUST UP AND DOWN PRESSURE
FROM THE TRACTOR SEAT**

2968-090 SPRING-LOADED KNIFE

**SPRING-LOADED KNIFE
OPTION INSTEAD OF
INJECTION**

**MORE ON
PAGE 34**



3600 NARROW TRANSPORT ROTARY HOE

50', 60', AND 66' WORKING WIDTHS

- » Pull-type design allows for operation by lower horsepower equipment
- » Folds to transport width of 11'6"



**MORE
ROTARY HOES
ON PAGES
50 & 51**


2940 AIR ADJUST SERIES



2940 Air Adjust: Take Control From the Cab

Planting conditions change every hour, every day. That's no problem with pneumatic Yetter Air Adjust equipment, perfect for your on-the-go operation. No field is completely uniform, and taking time during planting to stop and make adjustments for changing field conditions means you cover fewer acres per day. With the Air Adjust Series of products featuring from-the-cab control, you can cover more ground in less time.

2940 ROW CLEANER



THE RESIDUE-MANAGING SOLUTIONS YETTER IS KNOWN FOR WITH CONVENIENT ON-THE-GO ADJUSTMENT

- » Available in wide (22"–40") and narrow (15"–22") widths
- » Available in models compatible with Deere, Case, White, and Kinze planters
- » Up and down pressures can be adjusted to create ideal ride for row cleaners; pressure can be increased to set rigid position
- » Features parallel linkage so row cleaner follows ground contour better than single-pivot designs
- » Utilizes Air Adjust In-Cab Controller or ISOBUS to enable quick adjustments
- » Raise units as needed from the cab with the push of a button
- » Wheel-track rows can be set separately from non-wheel-track rows
- » Operating depth and down pressure can be independently adjusted



2940 IN-CAB CONTROLLER


ON-THE-GO TECHNOLOGY

- » Change up or down air pressure in less than a second with the push of button or the turn of knob
- » Five presets can be programmed for quick changes: for example, save custom settings for light, medium, and heavy residue
- » Utilizes an in-cab screen or integrates with existing ISOBUS monitor to control functions of 2940 products



John Deere

ISOBUS OPTION



IN-CAB SCREEN CAPABILITIES

- 1** **PRESET 1-5** > Press and hold to save the current commanded pressure setting. This enables you to quickly adjust settings for changing field conditions.
- 2** **MENU** > Change settings, diagnose issues, and view proper maintenance.
- 3** **ENTER** > Press to activate/deactivate the system. Press Enter when viewing Menu options to make selections.
- 4** **POWER** > Press and hold to turn the 2940 In-Cab Controller on/off.
- 5** **UP I-IV** > Press I to raise all row cleaners to maximum upward travel position to disengage them from the ground for waterways, headlands, end rows, terraces, etc. Pressing I again lowers all row cleaners to most recent commanded setting. Up II-IV are options for additional functions.
- 6A** **UP & DOWN PSI** functions fine-tune the pressure of the row cleaners to remove exactly the amount of residue desired.
- 6B** **AUX PSI** > Push to scroll cursor and then rotate to increase/decrease air pressure on the selected circuit. (Circuit options listed include WT, A1, A2, and A3.)
- 7** **SCROLL DOWN** > Push to scroll down in the Menu display.
- 8** **SCROLL UP** > Push to scroll up in the Menu display.

UP PSI > Rotate to increase/decrease air pressure on the up pressure circuit.

DOWN PSI > Rotate to increase/decrease air pressure on the down pressure circuit.

2940 AIR ADJUST SERIES

2940 COULTER/ROW CLEANER COMBO

UNIT-MOUNTED COULTER WITH AIR-ADJUSTABLE FLOATING ROW CLEANER

- » Performs both residue management and coulters tillage in one pass
- » Available in models for John Deere, Kinze, and White planters
- » Up and down pressures can be adjusted to create ideal ride for row cleaners; pressure can be increased to set rigid position
- » Coulters can be removed and row cleaner can still be used
- » Utilizes Air Adjust In-Cab Controller or ISOBUS to enable quick adjustments
- » Raise units as needed from the cab with the push of a button
- » Wheel-track rows can be set separately from non-wheel-track rows



2940 FIRING WHEEL



LEADS TO EVEN EMERGENCE

- » Adjustable air pressure increases or decreases down pressure or lifts unit if desired
- » Available in models compatible with Deere, Kinze, and White planters
- » Complements closing wheels by firming the seed zone
- » Pneumatic control makes it simple and quick to increase or decrease amount of pressure on wheels
- » Enhances seed-to-soil contact and preserves moisture, leading to uniform emergence
- » Creates a more uniform growing environment and helps eliminate air pockets

REAL WORLD SOLUTIONS

Grant Curtis - Illinois

After years of having to get out of the cab to make adjustments, Grant Curtis decided he wanted the ability to adjust his row cleaners from the tractor seat quickly and easily. He chose the Yetter 2940 Air Adjust Row Cleaner for his operation. Curtis's row cleaners are mounted on his John Deere planter, and he is impressed with the results he has experienced with the Air Adjust.

Curtis has used the Air Adjust Row Cleaners for two seasons and appreciates the time-saving features they have to offer. "I make fine-tuned adjustments from the cab using controls on the monitor and have pre-set settings for different field conditions, limiting downtime in the field," stated Curtis.



2940 ROLLING BASKET



PATENTED

CRUMBLE AND FIRM SOIL FOR A BETTER SEEDBED

- » Helps create smoother ride for row unit and planter gauge wheels
- » Up and down pressure is controlled from the tractor cab with the Air Adjust In-Cab Controller
- » Crumbles and firms soil for better seedbed
- » Promotes a more consistent seed depth
- » Compatible with John Deere, Kinze, and AGCO planters



2940 PNEUMATIC CONTROLLER KIT AND COMPRESSOR KIT



PATENTED

PNEUMATIC CONTROLLER KIT

- » Enables the fastest adjustments in the industry
- » Utilizes air provided by Yetter Hydraulic or Electric Compressors and works with existing compressors on planter
- » Controls up to 3 pressures (up/down/aux. or wheel track)



HYDRAULIC COMPRESSOR

- » Mounts to a 12-gallon tank with a 4-gallon-per-minute hydraulic motor that turns an 8.1 CFM compressor pump



ELECTRIC COMPRESSOR

- » Mounts to a 20-gallon tank with a 12-volt compressor

PLANTING ATTACHMENTS

1200 LIDLIFT™

OPEN LIDS AND CHECK SEED LEVELS QUICKLY WITH THE TURN OF A KNOB

- » Saves time and makes filling or checking seed levels in boxes easier
- » Features quick-release latch for row-meter service
- » Installation is quick and easy
- » Latching mechanism locks lid down until released manually or pneumatically
- » Prevents loss of lids during transport or planting
- » Fits most planter models with individual boxes
- » Requires small pneumatic source



PATENT PENDING

71 PLANTER UNIT

SIMPLE, DEPENDABLE, FLEXIBLE

- » Each row unit is ground-driven with changeable sprockets for desired seed spacing
- » Compatible with plates from Lincoln Ag Products for flat and round corn, sweet corn, soybeans, sunflowers, cotton, sugar beets, edible beans, pumpkins, food plot mixes, etc.
- » Features parallel linkage, simple depth control, and adjustable down pressure springs to keep seed depth uniform as field conditions change
- » 4" x 16" press wheel with chevron-patterned tread provides consistent drive and depth control for row unit
- » 1.3-bushel hopper with large lids facilitates easy refills
- » Yetter toolbars with category 1, 3-point hitch available for 1- to 6-row configurations
- » Row unit utilizes 12" double disc seed trench openers that create an ideal seed slot in conventional and minimum-tillage conditions



Profitable Solutions for Heavy-Residue Conditions

Conservation tillage techniques leave significant crop residue on the soil surface, protecting soil from wind and water erosion and improving water permeation and soil tilth. The benefits of such practices are clear; however, residue can also present an array of problems. Concentrated residue can isolate the soil from the warmth of the sun, inhibit planting in the spring, diminish seed-to-soil contact, and decelerate seed germination. Managing residue requires a systematic approach from harvest through planting.

Yetter Farm Equipment leads the industry in engineering row cleaners that offer profitable solutions to strip-till, no-till, and min-till producers. Our arsenal of residue management equipment allows you to reap the benefits of residue without the hassle.

2966-002A AIR ADJUST™ ROW CLEANER FOR JOHN DEERE 60/90 OPENERS

ADJUST UP AND DOWN PRESSURE FROM THE TRACTOR SEAT

- » Moves residue in front of blade and seed boot to reduce hairpinning and clear area
- » Powered by the Air Adjust In-Cab Controller
- » Change up and down pressure either by pushing control buttons or selecting one of five programmable presets
- » Creates the ideal ride for the floating row cleaner
- » Mounts directly to the seed opener cast arm
- » Raise units with push of a button for wet areas and other conditions as needed

NEW!



2966-002 ROW CLEANER FOR JOHN DEERE 60/90 OPENERS

REDUCE SEEDING RATE AND IMPROVE EMERGENCE

- » Floating design allows unit to follow soil contour
- » Mounts directly to the seed opener cast arm
- » Moves residue in front of blade and seed boot to reduce hairpinning, leaving a cleared area; this allows soil to warm more quickly and leads to improved emergence



RESIDUE MANAGEMENT

2967-039 ROW CLEANER FOR FERTILIZER APPLICATOR TOOLBARS



UNIVERSAL ADJUSTABLE MOUNTING BRACKET

- » Universal mount fits the following: 2 1/2" x 2 1/2", 3" x 3", 4" x 4", 4" x 6", 5" x 5", 5" x 7", 7" x 7" toolbars
- » Clears residue ahead of fertilizer knife
- » Can be adjusted to float and follow the soil contour or locked down to move tough residue
- » Mounting bracket allows row cleaner mount to be adjusted up or down depending on toolbar operating height
- » Adjustable wheel position settings
- » Available with a range of residue management wheel options

PROFITABLE SOLUTION: The recommended setting, standing behind the planter, for these row cleaners is left half leads left side and right half leads right side.

2966-095 MOUNT BRACKET FOR JOHN DEERE 2510 STRIP-TILL APPLICATORS

- » Mounting bracket mounts to each fertilizer knife shank to attach the 2967-029A Short, Floating Row Cleaner to move residue



2967 RIGID ROW CLEANER

THE FIRST YETTER ROW CLEANER

- » Mounting bracket and stem allow depth to be changed by moving pin
- » Adjustable wheel position settings
- » Available with a range of residue management wheel options
- » Mounts to row-unit faceplate
- » Designed for 30", 36", and 40" row planters
- » Also available in narrow model for 15", 20", and 22" row planters



**SINCE
1991**

2967-033 FLOATING ROW CLEANER FOR FERTILIZER APPLICATOR TOOLBARS

MAKE RESIDUE MANAGEMENT PART OF YOUR FERTILIZER PROGRAM

- » Fits standard 1 1/4" and 1" x 2" anhydrous shanks
- » Clears residue ahead of the fertilizer knife
- » Perfect for strip-till operations
- » The 2967-032 mounting bracket kit allows faceplate planter attachments to be mounted to anhydrous shanks



RESIDUE MANAGEMENT

2967-006 FLOATING ROW CLEANER FOR UNIT-MOUNTED KINZE COULTER



INSTALLS ONTO FACTORY COULTERS

- » Attaches to Kinze unit-mounted coulters (4000 Series or 2000/3000 Series coulters)
- » Can be adjusted to float and follow soil contour or be locked down to move tough residue
- » Compatible with the Precision Planting CleanSweep®
- » Available with range of residue management wheel options

2967-035 ROW CLEANER FOR NO-TILL COULTERS

UNIVERSAL-MOUNTING COMBINATION DESIGN

- » Fits factory coulters on many common planters: John Deere 7000 and 7100; Kinze 2000 and 3000; White 6100 and 8000; and the Yetter 2960-127 No-Till Coulter
- » Does not interfere with coulter adjustment
- » Can be adjusted to float and follow the soil contour or be locked down to move tough residue
- » Available with range of residue management wheel options
- » Mounts to row-unit faceplate



2967-008 FLOATING ROW CLEANER FOR NO-TILL COULTERS



COULTER RESIDUE MANAGEMENT ON CASE IH PLANTERS

- » Attaches to the 2960-020-MW coulter
- » Can be adjusted to float and follow the soil contour or locked down to move tough residue
- » Does not interfere with coulter adjustments
- » Available with a range of residue management wheel options

RESIDUE MANAGEMENT

2960/2967-115 COMBO ROW CLEANER



QuickAdjust™
Option

THE INDUSTRY'S FIRST COULTER/ROW CLEANER COMBINATION

- » To adjust depth setting, relocate pins
- » Optional 2967-070 QuickAdjust mechanism adds floating capability so row cleaner adjusts to follow soil contour
- » Available with a range of residue management wheel options
- » Achieves coulters tillage and residue management



2960/2967-007 FLOATING COMBO ROW CLEANER



A VERSATILE FLOATING ROW CLEANER

- » Attaches to front of coulters or can be used independently as floating row cleaner with mount bracket
- » Can be adjusted to float and follow the soil contour or locked down to move tough residue
- » Compatible with Precision Planting CleanSweep® with the 2967-901 mounting kit
- » Available with a range of residue management wheel options
- » Achieves coulters tillage and residue management
- » Can be installed on John Deere, White, and Kinze planters





A Setting for Any Field

Simple and rugged, all while offering a range of adjustment settings and compatible wheel options—that's the floating family of residue management attachments from Yetter Farm Equipment. These planter-mount tools are engineered to fit the needs of a wide range of tillage operations and planter models.

Floating row cleaners can be locked into a rigid position for ultimate traction when moving tough residue, or be set to float to follow the terrain.

2967-042A FLOATING ROW CLEANER

COMPACT DESIGN MOUNTS TO JOHN DEERE COULTER

- » Attaches to factory-installed John Deere row-unit mounted coulters
- » Can be adjusted to float and follow soil contour or be locked down to move tough residue
- » Does not interfere with coulters adjustment
- » Achieves coulters tillage and residue management
- » Available with range of residue management wheel options




RESIDUE MANAGEMENT

Time-Saving Screw-Adjust Technology

When soil conditions change, planter adjustments must be made in order to maintain consistent seed depth. If you don't stop and take the time to make these adjustments, even emergence is hard to achieve and yields suffer.

Yetter Screw Adjust models are quick to adjust in the field, reducing downtime—adjust the entire planter in a matter of minutes. With faster adjustment capability, you'll be back in the cab more quickly, making the most of your limited time during planting season.

2967 SCREW ADJUST ROW CLEANER



ADJUSTING MADE EASY WITH THE TURN OF A KNOB

- » Adjusts in 1/16" increments and features a 7/8" socket to speed fine-tuning
- » Depth indicator makes it easy to find and maintain precise depth
- » Reduces adjustment time dramatically
- » Attaches directly to the faceplate of the planter row unit
- » Features an exclusive self-detent adjustment handle



2967-013A/014A* SHORT, NARROW FLOATING ROW CLEANER



DESIGNED FOR NARROW-ROW PLANTERS AND HIGHER PLANTING SPEEDS

- » Designed for planters with 15", 20", and 22" row spacing
- » Can be adjusted to float and follow the soil contour or locked down to move tough residue
- » Standard mounting hole locations for Precision Planting CleanSweep®
- » Operating angle of wheels is designed for narrow rows and faster planting speeds
- » Adjustable wheel position settings (recommended setting, standing behind the planter, is left half leads left side and right half leads right side)
- » Available with a range of residue management wheel options

**If you are fitting a John Deere, Kinze, or White planter, choose the 2967-013A. Fitting a Case IH planter? You need the 2967-014A model.*

2967-029A/097A* SHORT, FLOATING ROW CLEANER

THE MOST COMPACT FLOATING ROW CLEANER AVAILABLE

- » Designed for planters with 30", 36", and 40" row spacing
- » Can be adjusted to float and follow the soil contour or locked down to move tough residue
- » Standard mounting hole locations for Precision Planting CleanSweep® (as shown in photos on right)
- » Compact design allows for mounting on planters with limited space
- » Adjustable wheel position settings (recommended setting, standing behind the planter, is left half leads left side and right half leads right side)
- » Available with a range of residue management wheel options

**If you are fitting a John Deere, Kinze, or White planter, choose the 2967-029A. Fitting a Case IH planter? You need the 2967-097A model.*



RESIDUE MANAGEMENT

TWIN-ROW ROW CLEANER



THE SINGLE-WHEEL SOLUTION FOR NARROW ROWS

- » Available in models for twin-row planting setups from John Deere, Monosem, and Great Plains
- » Available in left- and right-hand models
- » Available with a range of residue management wheel options

2967-081 HANGER FOR JOHN DEERE 7200/1700 SERIES PLANTERS

MAKES CONVERSION FOR RESIDUE MANAGEMENT EASY

- » Adapts Yetter row cleaners for installation on John Deere planter tool-hanger



2967 ADAPTER KIT

VERSATILE KIT FITS TWIN-ROW PLANTERS

- » Works with Yetter 2960 series coulters
- » Works with any 2967 series row cleaner without a stem



2966-199 SOIL SHIELD

PREVENTS SOIL MOVEMENT

- » Keeps Floater Wheel from pitching soil when operating at high speeds
- » Utilizes poly to minimize weight of row cleaner



SETBACK KIT



- » For use when adding fertilizer coulters/row cleaner combinations
- » Works with John Deere 7000 and 7200 and Kinze planters
- » Sets row unit back 6"

2960 HEAVY-DUTY SPRING KIT



- » Provides spring down pressure for John Deere 7000, 7100, 7200, 7300, and 1700 planters
- » Features five setting ranges for pressure

SHARKTOOTH® WHEEL

FIELD-PROVEN SINCE 2005

- » Backward-sloping teeth cut and move the toughest residue
- » Doesn't throw residue into adjacent rows
- » Available in Yetter 4-bolt pattern or in multi-hole pattern to fit other manufacturers' hubs



2967-602



2967-672

The 2967-672 multi-hole model fits other manufacturers' hubs.

2967 MULTI-NOTCHED DISC

- » Shallow, concave disc has 16 sharpened, deep V-notches with unobstructed, smooth sides to release residue cleanly
- » Moves challenging residue, leaving a clear path for the seed row



FLOATER WHEEL

- » Increases point-of-contact surface area to maintain depth of row cleaner wheel
- » Mounts easily to floating row cleaner wheels
- » Designed for use with larger planters and in varying field conditions



3/8" BEVELED WHEEL



1/4" FINGER WHEEL

- » Removes residue for faster soil warm-up
- » Eliminates planter row unit bounce and hairpinning, resulting in a better seed environment and better emergence



CLOSING WHEELS

The Finishing Touch

All the work you put into planter set-up and performance could be useless if your seed trench is not properly closed. Yetter has focused our expertise on developing tools that seal the deal in no-till, minimum tillage, and conventionally tilled fields. Our closing wheel options have been proven—by our customers and by third-party study—to improve yields by breaking up sidewalls, closing seed slots, and setting the stage for even emergence and higher speeds.

6200 TWISTER CLOSING WHEEL

MAINTAINS DEPTH IN VARYING CONDITIONS

- » Wheel utilizes twisted poly spike and a rounded center
- » Closes the disc opening in both wet and ideal conditions
- » Ring design maintains wheel depth
- » Available with full wheel assembly or as ring-only option for installation on factory wheels
- » Made with ultra-high molecular weight (UHMW) plastic material

TWISTER™



FULL ASSEMBLY WITH
6200-108 DRAG CHAIN

POPULAR
SOLUTION



6200 CAST SPIKE CLOSING WHEEL

CLOSURE IN TOUGH SOIL CONDITIONS

- » Crowned depth band controls spike depth/prevents seed disturbance
- » Teeth designed to lift, fracture, and warm soil to enhance seed-to-soil contact and speed emergence
- » Eliminates sidewall compaction
- » Operate as a pair of spikes or in conjunction with factory-style rubber wheel

OPTIONAL
SCRAPER



6200 PADDLE CLOSING WHEEL™



CLOSES THE SEED TRENCH IN DIFFERENT SOIL TYPES

- » Fractures sidewall as paddles enter and exit soil
- » Ensures full seed-to-soil contact, preventing yield-robbing air pockets
- » Creates uniform seed trench across entire seed zone
- » Helps warm soil to speed up emergence



CLOSING WHEELS

6200 AIR-SEEDER-COMPATIBLE SPIKE CLOSING WHEEL

CLOSE SEED DISC OPENING

- » Improves closing of seed furrow in seeding conditions
- » Eliminates potential sidewall compaction
- » Helps warm soil over seed and improve emergence
- » 13" wheel



6000 SERRATED CLOSING DISC

MANAGE DISC-OPENER CLOSING ISSUES

- » Eliminates sidewall compaction
- » Loosens soil with churning action, improving seed-to-soil contact and emergence
- » Available to fit Case IH and John Deere planters with compatible closing wheel system



NEW!

**MODEL AVAILABLE
TO FIT CASE IH
2000 SERIES
ROW UNITS**

6200-109 V CLOSING WHEEL FOR CASE IH

EASILY CONVERTS FACTORY CLOSING WHEEL TO V CLOSING WHEEL

- » Easily adjustable spring tension
- » Comes with 1" x 12" rubber tires, or substitute Cast Spike Closing, Poly Spike, or Paddle Wheels in parallel or staggered position

PROFITABLE SOLUTION: Mounting kit available to fit John Deere 7000 and 7100 planters.



6200 FIRING WHEEL

FIRMS SEEDBED TO IMPROVE EMERGENCE

- » Gently firms the seedbed and helps prevent air pockets
- » Enhances seed-to-soil contact leading to uniform emergence
- » Adjustable spring pressure
- » Complements closing wheels



6200-108 DRAG CHAIN

ENSURES CLOSING OF SEED OPENING

- » Provides additional functionality to close the seed trench and help ensure uniform emergence
- » 5/8" beveled twisted-link chain crumbles and moves the soil
- » Attaches easily to tail-wheel assembly on row unit



6200 DRAG CHAIN SHIELD

EASY TO INSTALL

- » Prevents Drag Chains from flipping up on closing wheels
- » Chain can easily be raised as conditions dictate



6200 INTERCHANGER KIT

FAST, EASY PLANTER CLOSING WHEEL CHANGES

- » Makes it possible to use cordless impact wrench or ratchet to remove closing wheels, enabling quick change to different closing wheel models
- » Kits available for John Deere, Kinze, and White planters



SPOKE PLANTER GAUGE WHEEL



LESS DOWNTIME, MORE ACRES PLANTED

- » Open-wheel design allows soil and residue to flow through without plugging
- » Designed for easy installation and access for maintenance
- » Models available in 3" x 16" and 4.5" x 16" widths
- » Durable cast-spoke design handles high load capacities and allows for quick bearing replacement



COULTER TILLAGE

Get the Most Out of Yetter Coulters

Optimum Performance: Strong, durable hubs decrease downtime. Yetter utilizes hubs with a larger bolt pattern so shock-loads are more evenly distributed. Strength, stability, and lifespan increase. These field-proven, heavy-duty, gusseted hubs also feature 1 1/4" spindles with tapered roller bearings, replaceable grease seals, a grease zerk, and grade-five bolts.

Vertical Coulter Adjustment: Unlike other coulter systems that require you to adjust on an arc, Yetter coulters adjust vertically, compensating for blade wear and adapting to varying seed depths.

2930-2950 DISC-CHISEL COULTER

FIELD-PROVEN FOR OVER 45 YEARS

- » Spring pressure is adjustable; increase factory setting to cut through tougher soil conditions
- » Mounting kits available to accommodate C-shanks
- » Accepts from 16" up to 20" diameter blades

PROFITABLE SOLUTION: You can add an injector kit to the 2910-130 or 2930-2950 to make an effective fertilizer placement tool.



2995 GENERATION III

POLY HELPER PROVIDES ADDITIONAL PRESSURE

- » Spring pressure is adjustable; increase factory setting to cut through tough soil conditions
- » Features exclusive poly-plastic spring insert for extra down pressure in tough conditions
- » Accepts from 16" up to 22" blades



2910-130 HEAVY-DUTY COULTER

FOR USE IN CUTTING AND FERTILIZER APPLICATIONS

- » Spring pressure is adjustable; increase factory setting to cut through tough soil conditions
- » Quickly adjust depth setting by adjusting the 1 1/2" diameter shank at the mounting bracket
- » Mounting kits available for toolbars
- » Accepts from 16" up to 20" blades (see Blade Selection Chart)
- » Allows up to 6" of vertical travel and swivels side to side as toolbar travels through field



2960 UNIT-MOUNT COULTER

TILLS SOIL IN FRONT OF PLANTER OPENERS

- » Attaches easily to the planter faceplate
- » Accepts a variety of blades for various soil types and conditions (see Blade Selection Chart on page 25)
- » Add row cleaner to make combo unit
- » Features adjustable depth setting for blade



2995 XTREME CUTTING COULTER

MORE TRAVEL FOR TOUGH SOIL CONDITIONS

- » Spring pressure is adjustable—increase setting to cut through different residue and soil conditions
- » Allows up to 6" of vertical travel with a range of vertical shank adjustments
- » Available with a 20" or 24" blade
- » 1 3/4" diameter mount shank
- » Mounting kits available for various toolbar sizes



CLAMP
KIT

COULTER TILLAGE

A Versatile Investment

Growers value 2982 Vertical Tillage Attachments (VTAs) for their multiple uses that save time and money. Yetter VTAs have a low operating cost per acre and can be run at relatively high speeds of 6 to 10 mph, which saves time in the field. Retrofitting an out-of-use piece of equipment with VTAs creates a versatile tool usable in the spring or the fall—these attachments perform well in a wider range of conditions than most tillage tools. Vertical Tillage Attachments are an excellent addition to manage light or heavy residue and fluff soil. They allow for quick mixing of manure and soil to prevent loss of nutrients and control odor. VTAs can also be used for very shallow incorporation of fertilizer and select herbicides.

2982 VERTICAL TILLAGE ATTACHMENT







THE YEAR-ROUND TOOL FOR SEEDBED PREPARATION

- » Lightly tills soil and incorporates and sizes residue
- » Bolts onto chisel plow, field cultivator, or soil finisher shank
- » Warms soil more quickly and extends the growing season
- » Available with adapters for NH3 shanks

PROFITABLE SOLUTION: Can be equipped with a wide selection of coulters blades. See Blade Selection Chart on next page.



Blade Selection Chart

FACTOR	QUALITIES	SMOOTH	NOTCHED	RIPPLE	8 WAVE	13 WAVE	25 MULTI-WAVE
							
Sizes	13"					•	•
	14 1/8"				•		•
	16"	•		•	•	•	•
	17"		•	•			
	18"	•			•	•	•
	20"	•	•	•			•
	22"	•					
	24"	•					
	25"	•					
	30"	•					
Aggressiveness	Low	•	•	•			
	Medium						•
	High				•	•	
Tillage Practice	No-Till	•	•	•	•	•	•
	Reduced-Till	•	•	•	•	•	•
	Conventional	•	•		•	•	•
Fertilizer Placement	Good						
	Better						•
	Best	•	•	•			
Residue Management	Good	•					
	Better		•				
	Best			•	•	•	•
Soil Conditions	Dry	•	•	•	•	•	•
	Damp/Sticky	•		•			
	Sandy	•	•	•	•	•	•
	Heavy	•	•	•	•	•	•
Deep Placement		•		•			
Soil Tilth	Coarse				•	•	
	Medium			•	•	•	
	Fine					•	
	Extra Fine						•
Speed	Slow			•		•	•
	Medium		•	•	•	•	•
	High	•	•	•	•	•	•

TrackTill: Proven to Increase Yields

Studies have shown that compaction caused by planter and tractor wheels—the pinch-row effect—can greatly reduce yields in the center rows. TrackTill is the only product in the world specifically designed to eliminate this soil compaction. An average farm can lose up to 15 bushels per acre due to pinch-row compaction. Increasing yield in the compacted rows by an average of 8 bushels per acre, TrackTill can lead to increased profitability.



9010 TRACKTILL

ELIMINATE PINCH-ROW COMPACTION AND ACHIEVE HIGHER YIELDS

- » 10" ground-driven tines fracture compacted soil tracks from tires or tracks on equipment
- » Features a fully adjustable hydraulic down pressure system
- » Attaches directly to the planter frame or with bar kit depending on planter model
- » Can be installed to be raised and lowered with planter unit or controlled with separate remote
- » Outside tines can be flipped to widen or narrow tillage area



ELIMINATE STANDING WATER



ELIMINATE COMPACTION



TINES FRACTURE SOIL



TRACKTILL CM 30

FOR CENTRAL-FILL PLANTERS AND NARROW TRANSPORT PLANTERS WITH CENTRAL-HITCH MOUNTING POINT

- » Units mount to central-mount toolbar that attaches to center of planter frame
- » Fits most central-fill planters with 30" row spacing



TRACKTILL FM 20 & FM 30

FITS JOHN DEERE DB AND MOST STANDARD-FRAME PLANTERS

- » Available to fit planters with 20"-22" row spacing or 30" row spacing
- » Features fully adjustable down pressure of the TrackTill unit
- » Units are frame-mounted to toolbar and fit between row units



THE TRACKTILL ADVANTAGE

Research conducted by Iowa State University has shown

- an 8.12 bushel increase in the center rows
- a 6.5% increase in corn plant height

RAISED POSITION



FIELD POSITION



RETAIN MOISTURE



MARKERS

Make the
Yetter Mark

Seed costs continue to rise, so it’s smart to make the most of your seed investment. Planting without markers can lead to seed skips or overlaps and can hurt your bottom line.

Yetter markers are capable of making a highly visible mark in the tough conditions associated with conservation tillage. Yetter markers are versatile and durable, and they are available in sizes and models to fit most popular planters, drills, fertilizer applicators, toolbar applicators, air seeders, and strip-till equipment.

6150 HYDRAULIC MARKERS

CREATE A VISIBLE MARK,
EVEN IN TOUGH CONDITIONS

- » Features bifold or trifold design depending on marker size and spacing (see chart)
- » Minimizes costly seed skips and overlaps
- » Adaptable to most toolbars, planters, and drills with different available mounting kits
- » Equipped with hydraulic sequence valve to alternate between right and left marker



MARKER RECOMMENDATIONS

MODEL NO.	DESIGN	PLANTER TYPE	MARKER SPACING	APPROXIMATE MARKER REACH
6150-007	Bifold	4RW, 6RN, 6RW, 8RN	15' -20'	87" -132"
6150-008	Trifold	8RW, 10RN	24'	141" -171"
6150-009	Trifold	10RW, 12RN	30'	163" -193"
6150-010	Trifold	12RW	35'	193" -223"

Mount sold separately




Field-Proven for Over 30 Years

The Yetter 6300 Series Coulter Cart is designed with a standard 3-point category 2 or 3N hitch to couple with your drill, planter, or other 3-point-attached equipment. The cart is available as a Base Cart or as a Coulter Cart with spring-loaded coulters. Choose from 15' and 20' working widths and different spacing options. The coulters are available with several 18" blade options: 13-shallow wave, 25-multiwave, or 8-wave. The Yetter Coulter Cart design features parallel linkage, which allows you to make adjustments to the operating depth of the coulters and maintains weight transfer from your tractor to the cart.


6300 COMPLETE COULTER CART & 2999 FRAME-MOUNT COULTERS

RAISE AND LOWER 3-POINT EQUIPMENT

- » Comes with 2999 Frame-Mount Coulters featuring staggered or offset shanks
- » Maintains constant transfer of weight from tractor to coulters, maximizing down pressure
- » Cart to be used in conjunction with drills, planters, and other 3-point equipment
- » Can be raised and lowered independently of the coulters toolbar
- » Spring-loaded coulters swivel, allowing for better in-line tracking
- » Cart couples close to the planter or drill for tighter turning radius and better mobility
- » Y-frame design features two vertical 20" hydraulic cylinders to lift and lower



2999 FRAME-MOUNT COULTER



- 1 Parallel linkage
- 2 Depth site gauge
- 3 Rigid 3-point hitch
- 4 More lift capacity
- 5 Optimum coulter placement
- 6 Independent coulter down pressure
- 7 Greater flexibility

6300-001 BASE COULTER CART

LIFT AND LOWER

- » Use in conjunction with drills, planters, rippers, and other 3-point-mounted equipment
- » Clevis hitch is standard; pull ring is optional
- » Use with V-rippers and up to 5-leg, 280-PTO horsepower subsoilers



BULK SEED HANDLING

All the Tools You Need to Save Time, Effort, and Money

1300-121 SEED JET II™

MOVES SEED EASILY

- » Powered by a 13-horsepower Honda engine
- » Self-contained power plant attaches to grain wagon, rests in pickup truck, etc.
- » Features slide gate to easily adjust flow rate
- » 35' stainless steel hose and discharge cyclone eliminate repositioning
- » Optional wireless, handheld 1300-413 Remote Control starts and stops seed flow



1300-413 REMOTE CONTROL

- » Stop and start seed flow with the flip of a switch



1300 SEED BOX TRAIN™

FRAME ASSEMBLY AVAILABLE IN 2-, 4-, AND 6-BOX MODELS

- » Trolley assembly and frame mounts on flatbed trailer
- » Trolley slides power unit from one box to another
- » Powered by 13-horsepower Honda engine
- » A 35' stainless steel hose and a discharge cyclone eliminate repositioning



1300-175 SEED CHUTE™ ASSEMBLY

- » Redirects seed from center to side for easy unloading
- » Durable steel framework quickly attaches to bottom of seed boxes



DOUBLE-FRAME HYDRAULIC LOCKING TOOLBAR

FLAT-FOLDING, HEAVY-DUTY TOOLBAR

- » Available in two widths: 31' and 41'
- » Wings can be set to lock using the over-the-center hydraulic lockdown design or can be set to float
- » Can be customized for odd or even row spacing depending on the application of the attachment
- » Center and wing sections constructed of 7" x 7" bars with 3/8" wall tubing
- » Wings fold flat using 5" x 24" hydraulic cylinders; **adjustable stop-stands can be added**
- » Features 5" spacing between front and back bar
- » Fits category 3, category 3N, and category 4N hitches
- » Optional gauge wheels are adjustable with ratcheting turnbuckle to control operating depth
- » Optional rear hitch
- » Includes parking stand



TOOLBAR SPECS

31' DOUBLE TOOLBAR

Actual length: 30'7"

Folded width: 16'

Weight: 3,000 lbs.

41' DOUBLE TOOLBAR

Actual length: 41'5"

Folded width: 21'

Weight: 3,550 lbs.

31' SINGLE TOOLBAR

Actual length: 30'7"

Folded width: 16'6"

Weight: 2,057 lbs.

41' SINGLE TOOLBAR

Actual length: 41'5"

Folded width: 21'6"

Weight: 2,394 lbs.

SINGLE-FRAME HYDRAULIC LOCKING TOOLBAR

FLAT-FOLDING TOOLBAR

- » Available in two widths: 31' and 41'
- » Wings can be set to lock using the over-the-center hydraulic lockdown design or can be set to float
- » Can be customized for use for odd or even row spacing depending on the application of the attachment
- » Center and wing sections constructed of 7" x 7" bars with 3/8" wall tubing
- » Wings fold flat using 4" x 24" hydraulic cylinders; **adjustable stop-stands can be added**
- » Fits category 3, category 3N, and category 4 hitches
- » Optional gauge wheels are adjustable with ratcheting turnbuckle to control operating depth
- » Optional rear hitch
- » Includes parking stand




FERTILIZER APPLICATION

6200 N KEEPER™

KEEP NITROGEN IN PLACE

- » Seals the knife and blade opening after fertilizer is applied
- » Ideal for pre-plant and side-dress application
- » Features spring-loaded down pressure with three easy-to-adjust positions
- » Closing wheel angle is adjustable to increase or decrease amount of soil closure
- » Available for Yetter 2995 and 2996 fertilizer coulters, as well as other manufacturers' coulters
- » Compatible with Yetter closing wheels, SharkTooth® Wheels, and cast press closing wheels



2920 WHEEL SEALER



THE LOW-DISTURBANCE SEALER

- » Features two 4" x 16" rubber closing wheels
- » Depth is adjustable—up or down—on the closing wheel mount
- » Pinches slot closed behind the knife
- » Bolts onto the following: 1" x 2" and 1 1/4" x 2" flat shanks, 1 1/4" square-coil shanks, and 2" shanks

2920 MAX SEALER PLUS™

INDEPENDENT ARMS CLOSE KNIFE OPENING

- » Blade options include concave 18" notched discs or 13-shallow-wave 18" blades
- » Features adjustable blade angle and width to adapt setup depending on desired speed, operating depth, and type of knife being used
- » Independently operating arms facilitate outstanding residue flow and continuous soil contact
- » Bolts onto the following: 1" x 2" and 1 1/4" x 2" flat shanks, 1 1/4" square-coil shanks, and 2" shanks



2920 DISC SEALER

ADJUSTABLE BLADE PITCH CLOSES KNIFE OPENING

- » Available with 13 5/8" notched and 16" smooth and notched blades
- » Features adjustable blade angle and width to adapt setup depending on desired speed, operating depth, and type of knife being used
- » Blades can be set to pinch knife opening closed or catch soil to cover knife opening
- » Spring-loaded to pivot as field conditions and fertilizer knife depth change
- » Bolts onto the following: 1" x 2" and 1 1/4" x 2" flat shanks, 1 1/4" square-coil shanks, and 2" shanks



Maximize Yield Potential

Fertilizer can give you the ability to produce healthy, strong, uniform stands and increase yield. When fertilizer is not properly placed, however, that potential is destroyed, and fertilizer may simply be washed away. Such waste costs growers and negatively impacts yields. Why take that risk? Ensure that you reach your maximum yield potential with the latest in fertilizer application equipment from Yetter.

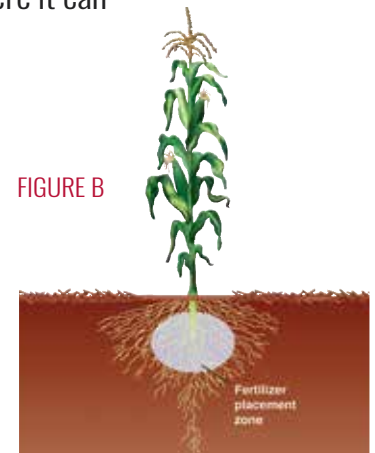
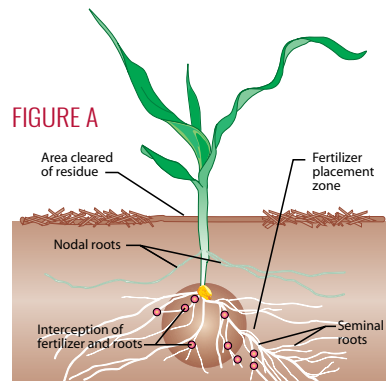
Our wide array of fertilizer application equipment puts you in a position to experience your best yields yet. Whether you prefer liquid or dry fertilizer, Yetter has a coultter to get the job done. Each model is created to provide ideal down pressure and depth adjustment, regardless of your conditions.

Get True Placement™

True precision nutrient placement equipment lets you hit the root zone regardless of tillage practice and application timing—strip-till, mid-row banding, side-dressing, or pre- or post-emergence. Yetter fertilizer application equipment delivers precision placement time and again, positioning fertilizer below the soil surface, where it can nourish plants from the roots.

Figure A: Placing nutrients just to the side and slightly below the seed puts them on-target to intercept emerging roots. When roots hit that zone, there is a growth explosion. As more roots develop, they also encounter the fertilizer for an ongoing boost during critical growth stages.

Figure B: Almost half of a corn plant's roots are within 12" of the soil surface during tasseling. This means that your precision-placed fertilizer keeps working through the life of the plant.



2968-030 ROW-UNIT MOUNT IN-BETWEEN FERTILIZER OPENER - CASE IH

ACHIEVES FERTILIZER PLACEMENT ON CASE IH ROW UNITS

- » Mounts to row unit closing disc to achieve consistent off-the-row starter or nitrogen fertilizer placement
- » Can be set to apply fertilizer 2" off the row
- » Utilizes an 8" disc to open fertilizer slot
- » Designed to mount on either side of the seed trench, giving producers fertilizer-placement options
- » Allows row cleaner or coultter/row cleaner combo to be mounted to the faceplate of the row unit

Does not fit Case IH 2000 Series row units



FERTILIZER APPLICATION

2968 ROW-UNIT MOUNT IN-BETWEEN SINGLE WHEEL FERTILIZER OPENER

Single Wheel shown with Yetter Twister Closing Wheels.



ONE OF THE MOST FLEXIBLE FERTILIZER OPENERS ON THE MARKET

- » Achieves consistent off-the-row placement for starter or nitrogen fertilizer
- » Make quick adjustments between placement locations; options are 2" or 3" off the row
- » Utilizes a 10" disc to open fertilizer slot (11" disc optional)
- » Disc is located behind gauge wheel, eliminating fertilizer and damp soil buildup on gauge wheel
- » Compact design makes planter installation quick and easy
- » Adjust depth quickly with cordless impact or wrench
- » Allows the use of other attachments on the front of the row unit
- » Fits mounted and pull-type planters

2968-090
SPRING-
LOADED KNIFE
OPTION

NEW!

2968 ROW-UNIT MOUNT IN-BETWEEN DUAL WHEEL FERTILIZER OPENER

DUAL FERTILIZER PLACEMENT

- » Same features as Single Wheel (left)
- » Achieves consistent off-the-row placement for starter nitrogen fertilizer on both sides of the row
- » Utilizes two 10" discs to open fertilizer slots

Dual Wheel shown with factory rubber closing wheels.



2962 UNIT-MOUNTED DOUBLE DISC FERTILIZER OPENER

DOUBLE UP ON EFFECTIVENESS, EFFICIENCY, AND PRODUCTIVITY

- » Liquid or dry fertilizer tube option
- » Smooth opener blade adjacent to row runs straight and parallel to the row
- » Notched blade runs at a slight angle and contacts the outer edge of the first blade to open slot for placement of fertilizer
- » Features adjustable depth settings for desired fertilizer placement
- » Optional 2962-005 Floating Row Cleaner features Screw Adjust for ease of adjustment; add this option to create a combination unit that moves residue and places fertilizer during planting



LIQUID TUBE



PROFITABLE SOLUTION:
Left- and right-hand models available.




DRY TUBE

2959 INJECTION SYSTEM

ROW-UNIT MOUNTED, STRAIGHT-DISC COMBO UNIT

- » 16" ripple or 25 multi-wave blade cuts a slot 2" to the left or right of the row
- » Features adjustable depth settings for desired fertilizer placement
- » Comes with standard adjustable hose barb, or order with optional spring tine injector for adding an injection tip and orifice
- » Add the 2967-180A Floating Row Cleaner to move residue while placing fertilizer
- » Optional mounting kit for Precision Planting CleanSweep® enables air adjustment of floating row cleaners




FERTILIZER APPLICATION

4000 NUTRIENT-PRO COULTER

MINIMAL-DISTURBANCE FERTILIZER APPLICATION

- » Dry or liquid knives place fertilizer for pre-plant, plant, and side-dress application
- » Available with 18" blades for 1 1/2" to 5" deep placement or with 20" blades for 2 1/2" to 6" deep placement
- » Three down pressure settings and five quick-adjust depth settings, no tools required
- » Universal mounting bracket kits fit planters as well as three-point or pull-type toolbars
- » Gauge wheel depth adjusts quickly and easily
- » Closing wheel kit option available



5 DEPTH POSITION
OPTIONS ADJUST
WITHOUT TOOLS


SEVERAL
MOUNT SIZES
AVAILABLE



3-STAGE SPRING-MANAGED
DOWN PRESSURE

DEPTH CONTROL
GAUGE WHEEL
MAINTAINS
FERTILIZER DEPTH

COULTER DESIGNED
TO MAXIMIZE
PERFORMANCE
WITHIN COMPACT
MOUNTING LOCATIONS



OPTIONAL DISC SEALER
FACILITATES FULL SEED
TRENCH CLOSURE

LIQUID OR DRY
FERTILIZER KNIVES




FERTILIZER APPLICATION

2995 PARALLEL LINKAGE FERTILIZER COULTER

ENSURE CONSISTENT FERTILIZER DEPTH AS FIELD CONDITIONS CHANGE

- » Available with CAD-tip rear fertilizer knife for liquid or dry fertilizer or spring-loaded injection
- » Uses a 17" ripple or 25 multi-wave blade
- » Mounting kits available for various toolbar sizes
- » Available in left- and right-hand models



KNIFE SCRAPER

- » Reduces knife adjustments in heavier residue by keeping knives clean
- » Quick and easy to install



2975 GAUGE WHEELS

- » Polymer wheel ensures consistent depth
- » Available in 9" or 11" options
- » Bolts to coulter hub



2996 PARALLEL LINKAGE FERTILIZER COULTER

EFFICIENT, EFFECTIVE PLACEMENT OF FERTILIZER

- » Available with CAD-tip rear knife for liquid or dry fertilizer or with spring injection for liquid or dry
- » Uses a 20" ripple, 25 multi-wave blade, or smooth blades
- » Mounting kits available for various toolbar sizes
- » Available in left- and right-hand models



2995-108A DOUBLE-HUB COULTER

PARALLEL LINKAGE, SINGLE-ARM COULTER

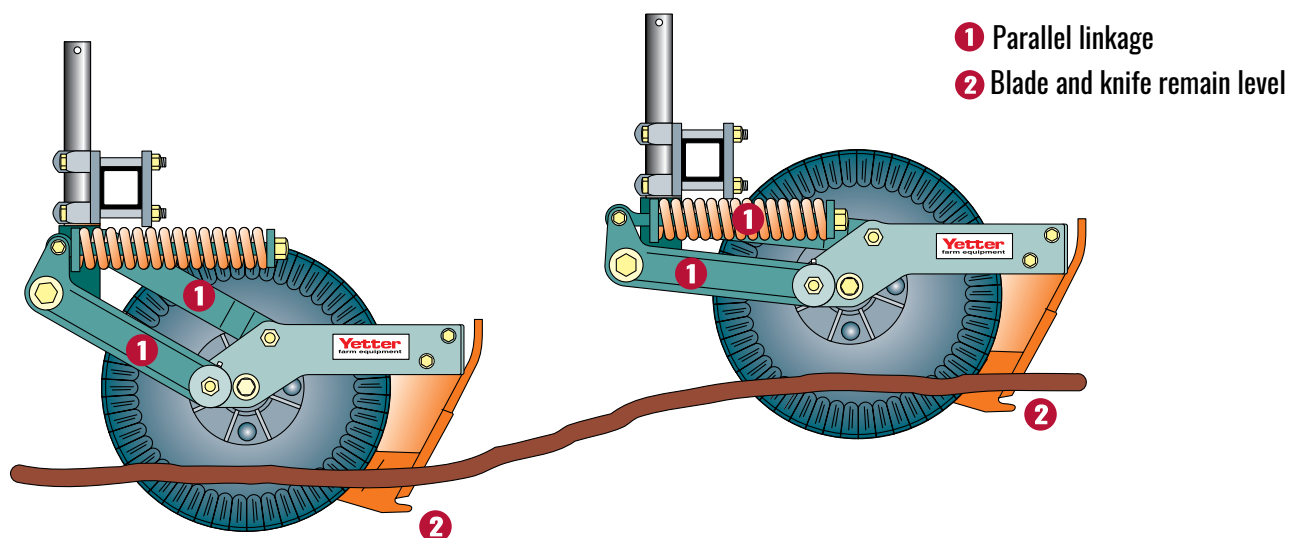
- » Utilizes 2 blades on 4" centers
- » Available with CAD-tip rear fertilizer knife for liquid or dry fertilizer or spring-loaded injection
- » Mounting kits available for various toolbar sizes



FERTILIZER APPLICATION

Build an Efficient, Effective Placement System

Adding a fertilizer knife or injection nozzle to your Yetter coulters transforms it into a placement system with distinct advantages. A Yetter fertilizer coulters with parallel linkage allows for True Placement™—two parallel arms fix the position of the fertilizer knife relative to the field surface. The narrow-design coulters and adjustable spring work in tandem to place fertilizer next to the seedbed. All components are heavy-duty and include the long-lasting hub found on all Yetter coulters.



2995 XTREME FERTILIZER COULTER

FERTILIZER PLACEMENT WITH APPLICATION OPTIONS

- » Available with either injection or rear knife options
- » Uses a 20" smooth or ripple blade
- » Allows up to 6" of vertical travel and swivels side to side as toolbar travels through field
- » Different style of mounts available depending on toolbar application
- » Spring pressure is adjustable; increase factory setting to cut through tough soil conditions
- » Quickly adjust depth setting by adjusting the 1 3/4" diameter shank at the mounting bracket



GENERATION III FERTILIZER COULTER

SINGLE-ARM COULTER DESIGN

- » Available with CAD-tip fertilizer knife for liquid or dry fertilizer or spring-loaded injection
- » Uses 17" or 20" ripple or 25 multi-wave blade
- » Features exclusive poly-plastic spring insert for extra down pressure in tough conditions
- » Spring pressure is adjustable; increase factory setting to cut through tough soil conditions
- » Quickly change depth setting by adjusting the 1 1/2" diameter shank at the mounting bracket
- » Mounting kits available for various toolbar sizes



2930/2950 STRAIGHT-SHANK DISC CHISEL COULTER

COULTER FOR CUTTING OR FERTILIZER APPLICATION

- » Spring pressure is adjustable; increase factory setting to cut through tougher soil conditions
- » Quickly adjust depth setting by adjusting the 1 1/2" diameter shank at the mounting bracket
- » Accepts from 16" up to 20" diameter blades
- » Mounting kits available to accommodate C-shanks
- » Accepts optional fertilizer injector kits



2910 INJECTOR KITS

TURN CUTTING COULTERS INTO FERTILIZER PLACEMENT TOOLS

- » Allows injection tip to stream fertilizer directly in the trench cut by the coulters
- » Adjustable-angle tip on the 2910-137 Kit
- » Spring-loaded rod that runs at soil surface on the 2910-114 Kit
- » Easily bolts onto coulters arm
- » Includes hose barb and mounting location for tip and orifice



2910-114



2910-137

FERTILIZER APPLICATION

More Acres, More Productivity

Cover more acres per day—and achieve higher productivity—with the All Steer High-Capacity Cart. Use it for herbicide, fertilizer, or insecticide. Use it during planting, for side-dressing, or as you are strip-tilling or cultivating. Use it all you want because the All Steer is built Yetter tough.

The All Steer's low-profile tank design lowers the center of gravity, while the reinforced steel frame and tank frame ensure years of reliable service. All four wheels steer—the rear tires follow the front tires for a tight turning radius with precise tracking. This minimizes damage to standing crops and provides a controlled traffic pattern.

ALL STEER OPTIONS FOR ANY OPERATION.

- Complete 1,600-gallon tank and cart
- Complete 1,600 + 400-gallon tank and cart
- 1,600-gallon cart without tank
- 1,600 + 400-gallon cart without tank
- All Steer frame without tank or saddle
- Black carts with white tanks or green carts with yellow tanks



ALL STEER CART

BACK WHEELS TURN TO FOLLOW FRONT

- » 120" tread width offers outstanding load stability while allowing the axles to straddle the rows (other row spacing available)
- » Low-profile tank design lowers center of gravity
- » Front and rear axles pivot on greasable fifth wheels
- » Front axle pivots up to 10° up or down from the center line to relieve stress using dual-pivot design
- » Spring-loaded and self-engaging Sure Lock allows for quick change from four-wheel to two-wheel steering
- » 18.4-26/10-ply Titan® industrial tires provide needed clearance for side-dress operations
- » Standard hazard warning lights and SMV emblem
- » Dual-tank model carries two products for split application or can be plumbed to increase single product capacity
- » Available with black carts and white tanks or with green carts and yellow tanks



2000-001 1,600-GALLON ALL STEER

**LOW-PROFILE TANK DESIGN
LOWERS THE CENTER OF GRAVITY**



2000-015 2,000-GALLON DUAL-TANK ALL STEER

**LOW-PROFILE DESIGN CARRIES TWO
PRODUCTS FOR DUAL APPLICATION**



FERTILIZER APPLICATION

High-Speed Application With a Low-Disturbance Opener

Versatility, minimal soil disturbance, and speed—three reasons the 10,000 Magnum™ Opener for Fertilizer Application provides a return on investment. Our new Magnum design, with its more effective features, will help you save time and manage input costs when placing fertilizer. Apply fertilizer early in the spring and plant without an extra tillage pass. Side-dress earlier after planting. Fertilize in the fall. Do it all with the Magnum.



10,000 MAGNUM OPENER FOR FERTILIZER APPLICATION

PERFECT FOR FALL, PRE-PLANT, AND SIDE-DRESS APPLICATION

- » Offers tube kit options for applying anhydrous, liquid, or dry fertilizer at high application speeds
- » Ideal for fall, pre-plant, or side-dress application
- » Mounting bracket available for optional row cleaner to create a combo unit that clears strips with minimal soil disturbance
- » Single-disc design cuts through residue with minimal soil disturbance
- » Opener has a 22.6" blade set at a 4° angle
- » Walking tandem wheel option firms soil as it rolls through the field behind the SharkTooth® Wheel and Magnum couler
- » Closing wheels utilize three down pressure settings



10,000 MAGNUM OPENER WITH OPTIONAL ROW CLEANER

MAKE STRIPS AND APPLY FERTILIZER AT HIGH SPEEDS

- » 10000-080 Mounting Bracket makes it possible to add a floating row cleaner to the 10,000 Magnum Opener
- » Clears strips and precisely places fertilizer with minimal soil disturbance in one pass
- » Available in left- and right-hand models
- » Bracket is designed to be installed on the mounting bracket of the Magnum, allowing floating row cleaners to be attached in front of the unit
- » Apply dry, liquid, and anhydrous fertilizers into strips at speeds of up to 12 mph during the fall or pre-plant



SINGLE- DISC DESIGN PROVIDES TWO KEY BENEFITS

1. Open and close with minimal soil disturbance

If you value reduced disturbance, the 10,000 Magnum's single-disc design will deliver. Lower disturbance means more ground cover is preserved, reducing the opportunity for erosion. Side-dress earlier and sooner without moving soil onto the corn.

2. Built for speed

The Magnum has a lower draft load than many conventional fertilizer application tools. Because of its single-disc design, it needs less horsepower to operate and uses less fuel. In Yetter field tests, the Magnum applied fertilizer accurately at speeds up to 10 miles per hour, increasing productivity.

REAL WORLD SOLUTIONS

Glade Mason, Hunt Farms - Illinois

Hunt Farms has been using the Magnum for 7 years to side-dress corn at 8–10 mph between the V2 and V6 stages. “We decided on the Magnum because it allows us to get nitrogen to the plant during the growing season in a short window of time. Side-dressing 4,000 acres each year, we need a product that is durable and that has the ability to run at higher speeds with low disturbance. The Magnum is exactly that,” said Glade Mason.

“Yetter worked with us on testing the new 10,000 Magnum. The new design came with some very nice features. The addition of the Walking Tandem Wheel made the small amount of disturbance by the closing wheel non-existent. Also, the new all-cast design will improve longevity.”

FERTILIZER APPLICATION

BY THE NUMBERS, THE MAGNUM PROVES ITS VALUE

- In one **12-hour** day, a traditional knife toolbar may cover **216 acres** and a coultter toolbar may cover **480 acres**.
- Using the same tractor, it would take **9.26 days** to side-dress **2,000 acres** with a knife toolbar, but only **4.17 days** with the Magnum coultter toolbar.
- The same toolbar would cover **18 acres** per hour.
- A typical **11-knife** toolbar may require **25 hp per shank** to operate at **6 mph**. That's **275 hp**.
- A Magnum **15-coultter** toolbar may require **18 hp per row** to operate at **10 mph**. That's only **270 hp**.
- The Magnum toolbar would cover **40 acres per hour**.

10,000 MAGNUM™ OPENER FEATURES


WALKING TANDEM WHEEL OPTION

The walking tandem wheel option firms soil as it rolls through the field behind the SharkTooth® Wheel and Magnum coultter.




CAST KNIFE

The spring-loaded knife with carbide insert extends wear and life between replacements.



BEAVER TAIL

Quick-to-replace beaver tails on the cast knife utilize MaxLife Carbide Edge™ weld to extend life between replacements.



MOUNTING BRACKET

Mounting brackets fit 4" x 4", 4" x 6", 5" x 7", 6" x 4", 6" x 6", and 7" x 7" toolbars.



KNIFE TUBE OPTIONS

2987-040 NH3 3/8" SINGLE TUBE KIT



10000-050 DRY 1 1/2" TUBE KIT



2987-043 NH3 WITH LIQUID & VAPOR 3/8" DUAL & 3/4" SINGLE TUBE KIT



2987-042 NH3 WITH VAPOR 3/8" & 3/4" DUAL TUBE KIT



Cutting-Edge Injection

Some regulations now require that liquid manure be injected or incorporated. Put the Avenger® and its accessories to work for your operation and see the Yetter difference.

2986 AVENGER FOR MANURE APPLICATION

LOW-DISTURBANCE FOR MANURE PLACEMENT

- » Cuts through residue with minimal soil disturbance and minimizes ground cover loss with 25" blade set at a 5° angle
- » Self-adjusting spring-loaded scraper and 3" drop tube place manure into ground
- » Features heavy-duty cast hub and spindle with tapered roller bearings
- » Add optional skid shoes and optional sealing discs or closing wheels to close the opening and reduce odor and volatilization
- » Spring-loaded coulter protects unit from rocks



STRIP-TILLAGE

Take Advantage of 20+ Years of Experience in Strip-Till

More than two decades ago, Yetter Farm Equipment was one of the first manufacturers to introduce products for strip-till. Today, the Yetter lineup of strip-till tools puts you in a position to benefit from the advantages of this proven tillage practice.


The 2984 Maverick™ HR Plus® facilitates precise nutrient placement and produces huge savings in terms of time, water, equipment, and fuel costs. Its attachment options adapt it for spring work. (See page 47.) The 2984 Strip Freshener performs controlled tillage for existing or new strips and is available with optional fertilizer placement equipment. (See page 48.)

2984 MAVERICK HR PLUS

ADJUSTABLE DESIGN WITH OPTIONS FOR FALL OR SPRING STRIP-TILL

- » Available for application of dry fertilizer, liquid fertilizer, anhydrous, or any fertilizer combination
- » Rock Trip Auto Reset feature eliminates need to leave tractor cab to reset knives or replace shear bolts
- » 20" notched cutting coulters feature parallel linkage design and five settings for changing knife depth
- » Adjustable row cleaners clear strips
- » Spring-loaded disc sealers offer infinite adjustments for width, pitch, and distance from knife to build the berm desired for your field conditions
- » Designed to be easily adaptable for fall or spring conditions
- » Features easily adjustable down pressure springs
- » No grease zerks to maintain
- » Add the optional Rolling Basket to till and condition soil in one pass

HR PLUS



5 Reasons Strip-Till Gets Results

1

Strip-tillage offers all the conservation advantages of no-till with the bonus of earlier planting dates.

2

Strip-tilled soil fractures easily and warms up more quickly.

3

Fertilizer can be banded in strips or done in split applications.

4

Strip-till reduces input costs, machinery use, labor requirements, and more.

5

Strip-tilled fields absorb water quickly and retain it.

REAL WORLD SOLUTIONS


Paul Hamann - Minnesota

Paul Hamann outfitted a used ridge-till cultivator bar as a strip-till bar with Yetter 2984 Maverick HR Plus units, and then mounted the bar on a caddy. To complete the setup, he obtained a 12,000-pound Montag fertilizer cart, built a frame, and attached that to the caddy as well. "It's a very good tool, and strip-till is a real asset in dry years," said Paul. "Residue and placement of the fertilizer is extremely crucial. We deposit fertilizer in the berm below the root zone, which enhances the roots and provides stimulus for the roots to go down to find the fertilizer and moisture. I've been able to see the difference between strip-tilled and non-strip-tilled fields."

2984 VERTICAL TILLAGE ADAPTER

ADD TO MAVERICK FOR COULTER TILLAGE OF STRIPS

- » Makes the Maverick strip-till tool usable in the spring as well as the fall
- » Warms the planting zone by gently stirring cool, wet soil
- » Features two coulters spaced 6" apart
- » Uses same coulters as popular Yetter 2982 Vertical Tillage Attachment
- » Tills 5" to 8" area
- » Bolts directly to Maverick shank in place of the knife



2984 ROLLING BASKET

IMPROVES SOIL CONDITION OF STRIPS

- » Breaks up large soil clods, leaving finer soils in the seedbed for optimal seed-to-soil contact
- » Aids in removing air pockets and firms strip

***PROFITABLE SOLUTION:** The Rolling Basket Attachment works with the Yetter Maverick HR Plus; model for C-shanks also available.*



STRIP-TILLAGE

Ideal for Reviving and Creating Strips in Spring

The 2984 Strip Freshener is specifically designed to address the unique challenges strip-tillers face in the spring, when making the most of each minute spent in the field is crucial. The Strip Freshener's unique blade design mixes the upper soil profile two to three inches deep. This is ideal for warming and drying fall-made strips so the seedbed is ready for earlier planting.

The Strip Freshener has also been tested and proven effective at creating spring strips in virgin soil as an alternative to no-till. Add optional fertilizer application equipment or a row cleaner to create an even more versatile and efficient tool.



2984 STRIP FRESHENER

CONTROLLED TILLAGE FOR THE IDEAL SEEDBED


- » Use it ahead of the planter to facilitate consistent soil warming and bring existing strips to life
- » Creates strips in untilled soil
- » Places liquid or dry fertilizer in the strips
- » Operates at 6 to 10 mph and 1 1/2" to 4" deep, depending on depth setting
- » Features 3-blade arrangement with rolling basket to condition strips for an ideal planting zone
- » Features parallel linkage with 3 easy adjustments to follow changing field conditions
- » Universal mounting bracket to fit 4" x 4", 5" x 7", 6" x 6", and 7" x 7" toolbars
- » Add a floating row cleaner to clean rows while building strips



2984 STRIP FRESHENER CC

MAKE ADJUSTMENTS WITH CAB CONTROL FOR CHANGING FIELD CONDITIONS

- » Quickly and easily adjust depth control
- » Fine-tune row cleaner and rolling basket air pressure from the cab
- » Create new strips in the fall or freshen existing strips in the spring
- » Operate at 6 to 10 mph and at 1 1/2" to 4" deep, depending on depth setting



EMERGENCE WITH AND WITHOUT STRIP FRESHENER

ROTARY HOES



From No-Till to Organic, Rotary Hoes Prove Their Value

For many years and on many farms, the rotary hoe has proven itself a good fit for conventional, minimum, strip-till, and no-till operations. The spoon-bill wheel saves emerging crops by breaking crust after rain. Rotary hoes also eliminate berms formed out of blowing sand that threaten to cut off young plants. On organic farms, rotary hoes take out weeds, and they can encourage soil warm-up in any farming operation.

**ANY TILLAGE
OPERATION.
ANY MODEL.**

Aerate.

Bust the crust—rotary hoes encourage plant emergence.

Fluff.

Lifting damp, matted residue creates better planting conditions and improves emergence.

Weed.

Rip weeds out by their roots, cut chemical costs, and build healthier soils.

Incorporate.

Rotary hoes mix in chemicals to improve activation.

ALL OPTIONS AND MODEL DETAILS AVAILABLE ON OUR WEBSITE: WWW.YETTERCO.COM/PRODUCTS/24-ROTARY-HOES

3400/3500 CONVENTIONAL ROTARY HOE



THE PERFECT TOOL FOR CRUST BREAKING AND WEED MANAGEMENT

- » Choose from either rigid (3400) or 180° flat-folding (3500) models; available in 12'–60'
- » Fuel-efficient and can be operated at speeds of 8-10 mph
- » Wheels spaced on approximately 3 1/4" centers for tilling soil across full width of machine
- » Short- and long-cast arms stagger wheels 7" to facilitate residue flow
- » Available with a wide array of options to fit the needs of your operation (gauge wheels, helper springs, trash guards, min-till conversion, and rear parking stand for folding models)

HELPER SPRING

- » Increases down pressure by 50%
- » Helps in extra-hard crusted soils



GAUGE WHEEL

- » Maintains toolbar height
- » Allows for hoe wheel flexibility during field operation
- » *Tires not included*



TRASH GUARD

- » Clears residue and clods
- » Prevents wheels from locking or dragging

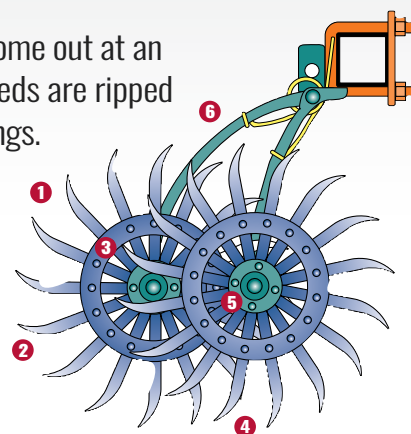


YETTER ROTARY HOE: THE INDUSTRY'S BEST

DURABLE HOE WHEELS. The wheels' curved-tooth tips go almost straight down and come out at an angle to break up the soil. This action leaves a crop's root systems undisturbed while weeds are ripped out. The 21" diameter wheels are riveted for strength and turn on sealed Gothic arch bearings.

EXCLUSIVE CAST WHEEL ARMS. Each wheel is mounted to its own cast arm. These arms are independently spring-cushioned to follow the contour of the soil while protecting their wheels from rocks and other obstructions. With an arm designed for speed, you can cover more acres per day.

- ❶ 21" wheel diameter
- ❷ Spoon bill
- ❸ Rivets
- ❹ 16 forged, self-sharpening teeth
- ❺ Sealed Gothic arch bearings
- ❻ Independent spring-cushioned arm



3700 RIDGE-TILL ROTARY HOE

WHEELS OPERATE ON STRIPS OR BEDS

- » Rigid models available in 15' and 21' widths
- » 180° flat-folding models available in 25', 28', 30', and 41' widths
- » Five rotary hoe wheels mounted on bar gang till a 15"-wide area on row spacings of 28", 30", 36", 38", or 40"
- » Short- and long-cast arms stagger wheels 7" to facilitate residue flow
- » Wheels spaced on approximately 3 1/4" centers to allow tilling across width of ridge
- » Available with a wide array of options to fit the needs of your operation (gauge wheels, helper springs, trash guards, min-till conversion kit, and rear parking stand for folding models)



3400/3500 MIN-TILL ROTARY HOE



THE IDEAL FIT FOR HIGHER-RESIDUE CONDITIONS

- » Rigid (3400) models available in 12', 15', 21', 28', 30', and 34' widths
- » 180° flat-folding (3500) models available in 25', 28', 30', 34', 41', and 46' widths
- » Short- and long-cast arms stagger wheels 21" to facilitate residue flow
- » Wheels spaced on approximately 3 1/4" centers to allow tilling across full width of machine
- » Available with a wide array of options to fit the needs of your operation (gauge wheels, helper springs, trash guards, and rear parking stand for folding models)

REAL WORLD SOLUTIONS

Les Seiler - Ohio

"I tested a roller harrow and compared the results to that of the Yetter Rotary Hoe. I like the Rotary Hoe better. It does a great job of lifting and redistributing the residue, but it doesn't break off and level the crowns and standing stalks."

HARVEST EQUIPMENT

Protect Tires and Jump-Start Residue Breakdown

Today's hybrids resist disease, insects, and wind—but these tough stalks can destroy tires and are difficult to manage during the following cropping season. This can lead to costly tire or equipment replacement and additional passes through the field to manage residue.



The 5000 Stalk Devastator™ is the field-proven solution from Yetter Farm Equipment. The rollers on the Devastator push stalks over, crushing them so they don't damage tires or tracks.

Not only does the Devastator roll down cornstalks, it also crimps them—something stomper-style attachments don't do. Nutrients from the broken stalks are released into the ground, jump-starting faster microbial activity over the fall and winter months. Root balls remain attached, so residue stays put vs. blowing out of the field.



DEVASTATED CORNSTALKS ARE CRUSHED FOR FAST RESIDUE BREAKDOWN AND IMPROVED SPRING PLANTING.

SAVE TIRES AND TRACKS FROM STALK DAMAGE

- » Prevents damage to tires, tracks, wires, and hydraulic hoses on combines, trucks, tractors, and implements
- » Knocks over and crushes stalks for faster decomposition and microbial breakdown of residue
- » Quick and easy to install with mounting kits for most corn head models
- » Features spring-loaded, adjustable down pressure
- » Solid steel construction ensures reliability and durability
- » Preserves residue cover, reducing soil erosion and keeping stalks in place on windy days
- » Will not interfere with most head cart trailers
- » Rollers can be locked up for transport of head or when not in use

5000 STALK DEVASTATOR - SPRING



PATENTED

5000 STALK DEVASTATOR - TORSION



FOR 20" AND CHOPPING CORN HEADS UTILIZING NEW TORSION MOUNTS

HARVEST EQUIPMENT

4412



DRAGO SERIES



612C



LOADING HEADER CART



WITH DEVASTATOR



WITHOUT DEVASTATOR



HARVEST EQUIPMENT

5000 STALK DEVASTATOR™ - COVER CROP ROLLER ATTACHMENT

TACKLE COVER CROPS DURING PLANTING

- » Add the Devastator to planters to roll and crimp cover crops in the direction of planting
- » Manage residue and plant in just one pass while preserving residue cover
- » Consult a Yetter dealer or sales representative for mounting options for different planter models



REAL WORLD SOLUTIONS

Jon Strickler - Illinois

"The Yetter 5000 Stalk Devastator we have on our Drago corn head not only saves the tires on our equipment, it provides better residue breakdown. The Devastator performs better than our old stalk stompers at getting the stalks cracked and in touch with the ground. It has improved planting conditions for our no-till beans and strip-till corn-on-corn.

"The Devastator has also proven very durable compared to our previous stalk stompers. And the rollers were easy to install—it took two people just a couple hours to complete."

DEVASTATOR COMPATIBILITY

MAKE	MODELS
AGCO (Gleaner, Challenger, Massey Ferguson)	6-row Gleaner 3000; Hugger 630; MF 3000 (1988 & newer); Challenger CH630 8-row Gleaner 3000 & 3308; Hugger 830; MF 3000 (1988 & newer); Challenger CH830 Corn Head
Case IH	6-row 1063, 6-row 2206, 6-row 3206 & 3406, 6-row 4406, 8-row 1083, 8-row 2208 & 2408, 8-row 3208 & 3408, 8-row 4408, 12-row 2212, 2412, 3212, & 3412, 12-row 4412
Drago	6-row 630, 8-row 830, 12-row 1230, 6R DRAGO GT, 8R DRAGO GT, 12R DRAGO GT
Fantini	8-row
Geringhoff	6-row 630, 8-row 830, 12-row 1230
Lexion/Capello	8-row C508-30, 12-row C512-30
John Deere	6-row 643/693/606C, 8-row 608C, 8-row 843/893, 12-row 612C & 612C Folding, 12-row 1293, 16-row 616C, 6-row 606C/706C Stalkmaster™, 8-row 608C/708C Stalkmaster, 12-row 12R 20" 612C/712C Stalkmaster, 12-row 1290 Chopping, 12-row 612C/712C Stalkmaster, 18-row 18R 20" 618C/718C Stalkmaster
New Holland	6-row 96C & 996, 6-row 98D, 6-row 980CR, 8-row 98D, 8-row 96C, 98C, & 996, 8-row 980CR, 12-row 98C, 98D, & 996, 12-row 980CR

A Safe Solution That Also Saves Time

With the push of a lever, the Auger Ace™ easily aligns augers and conveyor discharge spouts with storage containers or bin intake holes.

AUGER ACE™

1000 AUGER ACE

CENTER WITH THE PUSH OF A LEVER

- » Double-acting hydraulic cylinder allows for quick and easy side-to-side leveling in relation to the storage container or bin intake hole
- » Make adjustments to the spout from the tractor seat
- » Includes universal mounting brackets for grain and fertilizer augers and conveyors



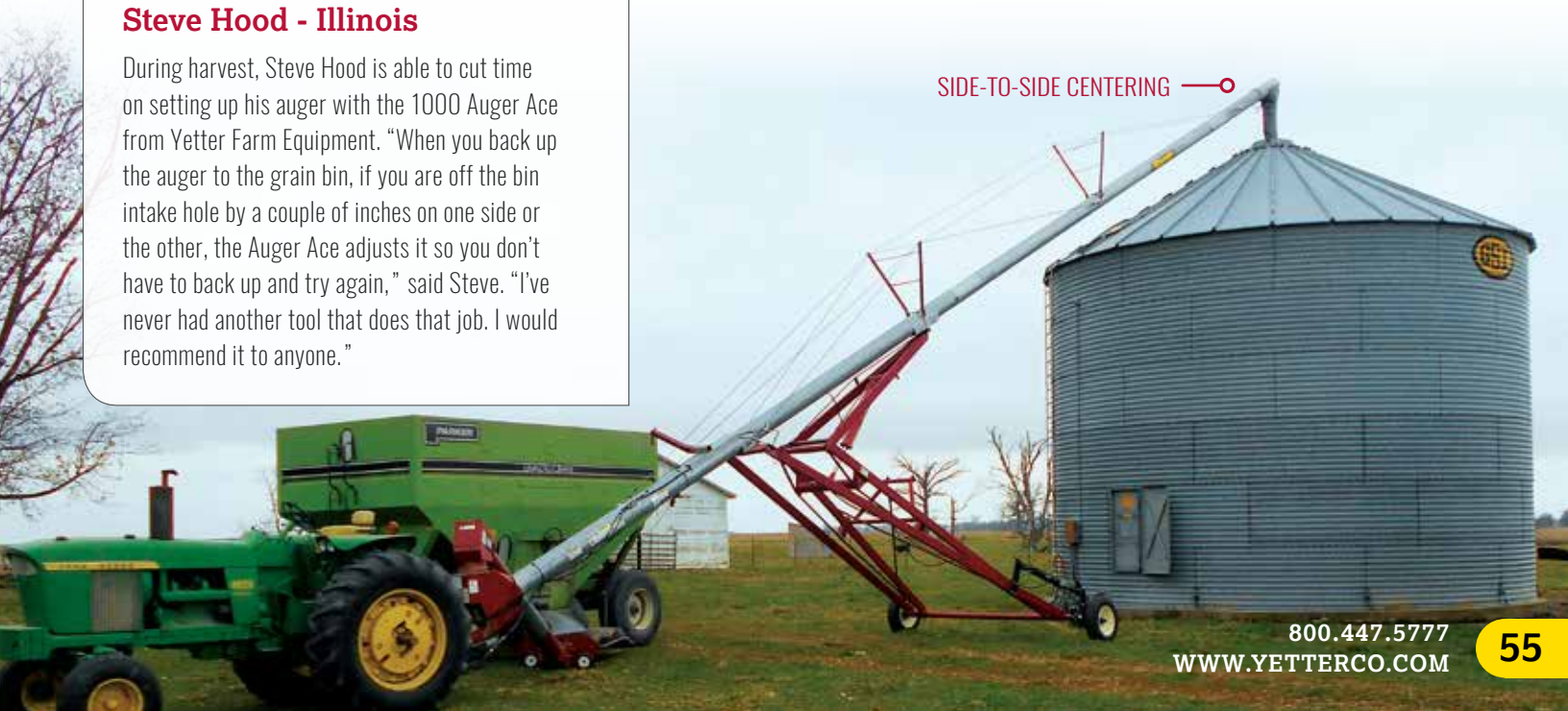
PATENTED

REAL WORLD SOLUTIONS

Steve Hood - Illinois

During harvest, Steve Hood is able to cut time on setting up his auger with the 1000 Auger Ace from Yetter Farm Equipment. "When you back up the auger to the grain bin, if you are off the bin intake hole by a couple of inches on one side or the other, the Auger Ace adjusts it so you don't have to back up and try again," said Steve. "I've never had another tool that does that job. I would recommend it to anyone."

SIDE-TO-SIDE CENTERING —○



HARVEST EQUIPMENT




The Secure, Durable Option for Transporting Combine Heads

With the right equipment, transporting large, heavy combine heads can be easy, even with stalk rollers installed. Yetter Farm Equipment's 8500 Head Cart Trailers can safely transport standard or draper platforms and folding or standard corn heads around your on-the-go operation. Head Cart Trailers are available in five model lengths.

8500 HEAD CART TRAILERS

LOAD AND TRANSPORT COMBINE HEADS SAFELY

- » Available in five model lengths: 27', 32', 38', 43', and 48'
- » Twin rest brackets with 12" pads fit standard or draper platforms and folding or standard corn heads
- » Full-length upper bar features tool-free universal angle position supports
- » Works with Yetter Stalk Devastator™ rollers* and most stalk stompers from other manufacturers
- » Central-beam design has adjustable lower and upper positioning supports
- » Upper bar is open and can store an extra sickle
- » Includes telescoping tongue for faster, easier hookup
- » Tongue rotates around to main beam for easy storage and shipment
- » Powder-coat finish



*The Head Cart Trailer is shown with the 5000 Stalk Devastator installed on a corn head.



27' model



32' model



38' model



43' model



48' model

8500 HEAD CART FEATURES

LED LIGHT PACKAGE

- » LED lighting system and full-length reflective tape meet D.O.T. regulations, allowing for safe towing day and night



FRONT FENDERS

- » Standard front fenders help prevent rocks and debris from damaging the head or truck



TIE DOWN PACKAGE

- » Standard toolbox allows for storage of straps and header parts with the cart
- » Includes two fully adjustable straps for securing heads for transport



TIRES, BRAKES, AND SUSPENSION

- » Standard 7,000 lbs. torsion flex per rear axle for smoother ride
- » Standard 6,500 lbs. front axle with torsion flex for smoother ride
- » Brakes standard per axle
- » Eight-bolt wheels with 8-14.5 LT 14-ply tires



TRANSPORT FEATURES

- » Hitch options are either a clevis hitch or ball hitch with telescoping tongue for faster, easier hookup
- » Includes two safety chains, standard electric breakaway brake system, and seven-pin wiring plug



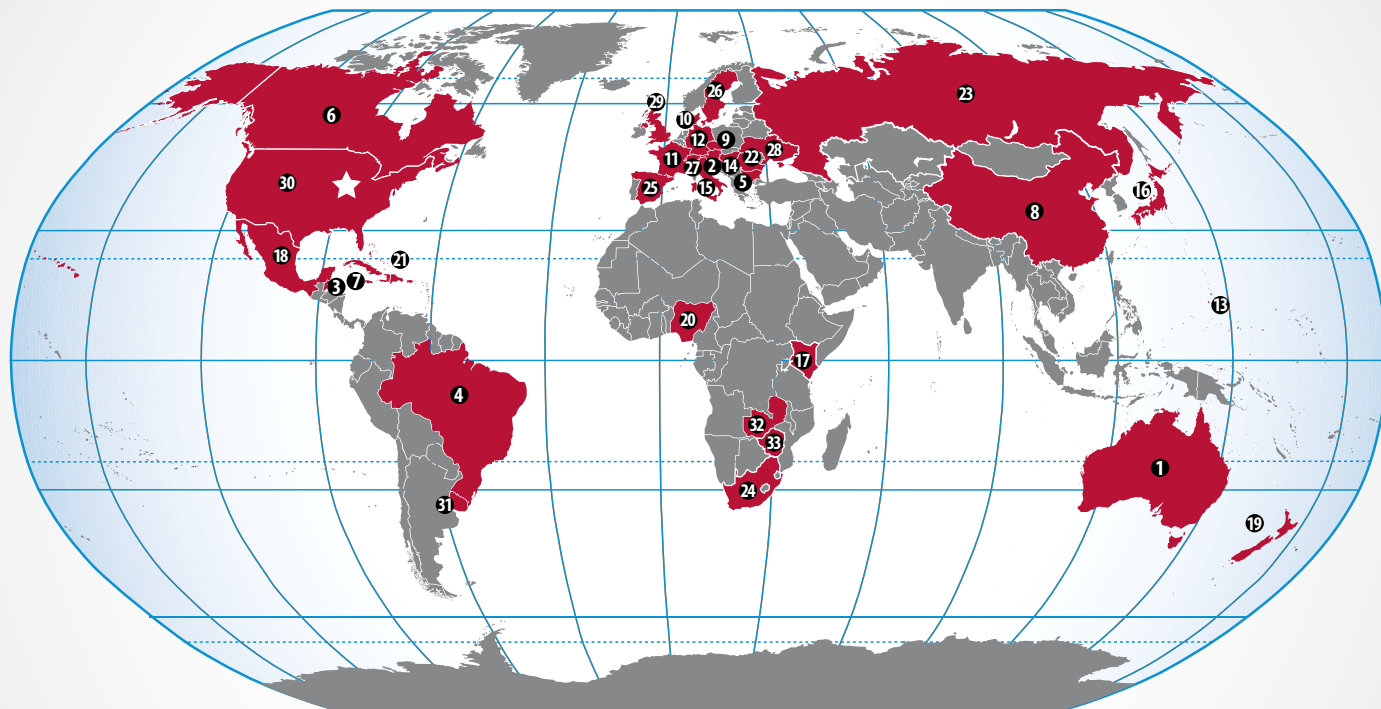
OPTIONAL MARKER POLE KIT

- » Allows for easy alignment when setting head on the cart



Recognized Around the World: A Leader in Profitable Solutions

Yetter Farm Equipment's tools meet the needs of producers all over the world. In North America and beyond, our solutions for residue management, precision placement of fertilizer, closing wheels, and coulters tillage are recognized as some of the best in the business. Our reputation as a manufacturer of profitable solutions for production agriculture is spreading.



YETTER SOLUTIONS ARE AT WORK IN ...

1. Australia
2. Austria
3. Belize
4. Brazil
5. Bulgaria

6. Canada
7. Caribbean
8. China
9. Czech Republic
10. Denmark
11. France
12. Germany

13. Guam
14. Hungary
15. Italy
16. Japan
17. Kenya
18. Mexico
19. New Zealand

20. Nigeria
21. Puerto Rico
22. Romania
23. Russia
24. South Africa
25. Spain
26. Sweden

27. Switzerland
28. Ukraine
29. United Kingdom
30. United States
31. Uruguay
32. Zambia
33. Zimbabwe

WHERE TO BUY YETTER?

VISIT YETTERCO.COM OR CALL 800.447.5777.



PO Box 358
Colchester, Illinois 62326-0358