

GATOR™ RSX860i

HIGH PERFORMANCE UTILITY VEHICLES



WHEN THE ROAD ENDS,
HIGH PERFORMANCE BEGINS.
GO GATOR.™





REALLY IT'S ALL PLAY TO YOU.

The High Performance Gator RSX860i.

Designed, engineered and assembled in our Horicon, Wisconsin factory, this Gator has a new power steering option for precision handling and is faster than ever before. With a powerful, agile, smooth, comfortable ride. As well as the kind of things a John Deere Gator is traditionally known for — quality, safety, durability and the strongest work ethic in the category.

See for yourself. Inside. Now.

TABLE OF CONTENTS

Power / Speed	4-5
Suspension and Handling	6-7
Steering	8-9
Testing & Durability	10-11
Overall Utility / Cockpit	12-13
Packages/Attachments/ Specs	14-15



62 hp of pure muscle and
59.5 lb-ft of torque

Four valves per cylinder for increases
in efficiency and fuel economy

This Gator is fast and powerful. The 839-cc, v-twin, four valves per cylinder, liquid-cooled, four-cycle, closed-loop Electronic Fuel Injected (EFI) gas Italian motorcycle engine is built to go. To go wherever your next adventure takes you.

- **Liquid cooled** for quieter operation and optimal performance.
- **Dry sump oiling system** lubricates the engine more effectively resulting in greater available horsepower than wet sump design.
- **Spin-on oil filter** with drain bracket and oil drain valve makes it easy to service.
- **Full-pressure lubrication system** keeps engine running smoothly.
- **Electronic controlled** engine oil cooler boosts performance and engine life.
- **High Air Flow air filter** lets engine breathe

The first motorcycle engine
in a Recreational Utility Vehicle

Closed-loop EFI design boosts performance
with dual oxygen sensors for a more accurate
air-to-fuel ratio balance between cylinders



ESCAPE FROM THE ORDINARY.

- **0-30 mph in 3.0 seconds.** Thanks to 62 HP and the High-performance, TEAM Industries® tight belt CVT system.
- **Instant throttle response.** Results of a closed-loop EFI system.
- **New top speed.** 10% faster in your high-speed forward gear.
- **Tow up to 1,200 lbs. or crawl up rugged terrain** in low gear.
- **without sacrificing horsepower.**
- **Electronic ignition** provides fast, reliable starts.
- **Large header pipes** and big muffler maximize horsepower.
- **Go the extra mile** with a large 7.4 gal (28 L) fuel tank.



THE OFF-ROAD IS ON NOTICE

The Front & Rear Suspension:

- Solid anti-roll bars for agile and predictable handling.
- Camber and increased vehicle width during shock compression minimizes body roll and improves cornering grip.
- High Strength ductile cast-iron front and rear knuckles and both upper and lower A-Arms support the high stress areas for durability and agility.

The Rear Suspension Difference:

- Exclusive rear multi-link semi-trailing arm design sets shocks at near vertical position for unmatched ride quality and control.
- 9-inches of wheel travel with rearward recession during shock compression smooths the ride at high speeds on demanding terrain.

Our designers worked with engineering firms that consult for Formula One, NASCAR and Indy Race Car teams. A sport-tuned, multi-link independent suspension was developed. To give the RSX860i a ride like no other, Fox Shocks are critical.



FOX® 2.0 Performance Series Shocks:

- Optiona factory upgrade
- Available for aftermarket install
- Fully adjustable spring preload
- Piggyback reservoir
- Large, 2.0 aluminum bodies
- Compression adjustment

FOX® Monotube Shocks:

- Standard on the RSX Base model
- Exclusive aluminum body monotube shocks
- Fully adjustable spring preload
- Controls pressure and heat
- Internal floating piston (IFP)



Downhill and in control with dynamic engine braking, thanks to the TEAM Industries® tight belt CVT system.



Start your engine at high altitudes and at -20°F (-29°C). The auto start electronic ignition system, dual oxygen sensors and the closed loop EFI design make it so.



A "real" cargo box. Nothing flimsy here. Complete with twenty tie downs, a pickup style tailgate and an easy release lever to empty the bed.



TURN IT UP A NOTCH.

You'll have the power to treat tight off-road turns around the ranch as if they are nothing at all with our new power steering option. This powerful addition is engineered with an anti-kickback system for easy, car-like turns and greater control. The effort to turn the wheel is greatly decreased as well, perfect for long days on the trail.

In addition to our new power steering option and the insight of engineering consultants for professional race car teams, ADAMS/Car™ dynamics simulation was used to prove that this Gator design would perform at the highest levels in real world environments. As a natural result, the RSX has a strong, stylish chassis, optional power steering and an inspired suspension package that delivers handling without peer.




All terrain. A full time locked rear axle, with available 26-in. Maxxis BigHorn 2.0® radials and fully independent suspension helps keep all four wheels firmly on the ground for ultimate terrain ability.



Gain superior all terrain stopping power with twin piston, light weight, aluminum, four-wheel hydraulic disc brakes.

- **All-new power steering option** significantly reduces steering effort for superior handling.
- **Optimized steering geometry** using ADAMS/Car™ simulation has helped deliver low effort input and maximum terrain feedback.
- **Ackermann steering design.** Precision wheel angles provide ultra responsive steering while eliminating tire scrub and decreasing tire wear.
- **Race car inspired sealed rack and pinion steering** features steel ball-bearings for precision handling and long life.
- **Extra Tight 12.3 ft. turn radius** offers excellent maneuverability.
- **Anti-dive front suspension geometry** provides a solid platform for confident handling and braking.
- **Minimal bump steer,** front and rear sway bars, low center of gravity and the vehicles wide stance deliver flat sports car like handling.



Ackerman Steering Principals at play. Precision wheel angles provide ultra responsive steering while eliminating tire scrub and decreasing wear. The secret to this phenomenon? The inside wheels follow a smaller diameter circle than the outside.



RSX 860i

REAL WORLD TESTED.

Hit the trail with confidence.



Full length underbody skid protection and heavy duty CV joint guards protect against damage.



Full-locking, true 4WD system offers selectable limited slip to fully locked 4WD.



Crossing water. A fully sealed CVT drive case and high engine & CVT intakes allows for water crossing on the trails.



10.3-in. of ground clearance clears more obstacles on the trail without getting hung up.

Make your Gator tougher.



Aluminum CV Guards & Underbody Armor kits. Reinforce the underbody of the RSX with 1/8-in. (3.175-mm) aluminum guards.



Nerf Bars add additional rock-slider protection to your RSX.




Warn® 3500 lbs. Winch (1361kg) with remote. Mounts to any model RSX.




Poly Roof. Year-round protection. Available in Sport (Black) or Standard (Black or Camo) shapes.

For nearly 25 years John Deere has been building and testing Gators. In that time, the use of the most advanced computer simulation technology has become the standard. And the toughest, real-world product testing standards in the industry have been developed. From this foundation, the RSX was born.



- **Grounded design** keeps you safe with a low center of gravity, centrally mounted engine, wide stance and superior suspension.
- **Highly integrated full doors** are easy to use and offer great protection.
- **ROPS (Roll-Over Protective Structure)** includes automotive 3-pt seatbelts, multiple handholds and SAE, ISO & OSHA ROPS certification⁵.
- **Brutal testing? Check.** Over 10,000 hours of testing, from -20°F (-29°C) – 100°F (38°C). The highest standards in the industry.
- **Industry first.** The only work/rec vehicle with electronic oil cooling for high performance and durability.
- **Full robotically welded frame** is E-coated and powder painted to protect from extreme temperatures, salt, and moisture.
- **Exoskeleton included.** Side frame rails repel rocks and the rear frame shields the suspension and body from sticks and rough terrain.
- **Vehicle exceeds** Recreational Off-Highway Vehicle Association (ROHVA)/ANSI⁶ standard.

⁵Society of Automotive Engineers, International Organization for Standardization and U.S. Occupational Safety Health Administration rollover protection certified. ⁶American National Standards Institute. DOT approved helmets are required.



Creature comforts. Car-like dash houses vehicle indicator lights, digital display, seven predrilled electrical accessory switch locations and available high performance tri-spoke sport steering wheel.

Accessible storage & power. Lockable sealed glove box, center console storage, 2 large cup holders and a 12-volt accessory outlet.

Well-designed cockpit includes extra legroom and standard 21 in. (53.3 cm) deluxe high-back bucket seating with water drain hole and large headrests.

2WD, 4WD and 4WD LOCK. Simple dashboard controls electronically engage the front differential for ease of operation.

HAVE A SEAT.

If your day includes work, play, hauling, hunting, gathering, camping, exploring or all of the above, get in. With 1200 lbs. of towing capacity and 800 lbs. of payload capacity, this beast knows how to work hard and play hard. It features a serious cargo box, generous under-hood storage and 20 tie downs. Go on. Get used to carrying the day.

A beast of burden. Sealed storage volume of 1.82 ft³ (0.051m³) with generous under-hood storage and sizable in-dash glove box.

Let there be light. 4 recessed automotive-quality headlights.

Extra legroom makes the ride more comfortable.

Integrated passenger left-side hand-hold adds support and stability while riding.

Put it in the back. The 400 lbs. (181.4 kgs) capacity tilting cargo box can carry the day.

Single handed truck style tailgate.

Integrated cargo box attachment system with optional¹ cargo rail.

Available² rear bumper adds protection to the back end.

Versatility, utility. With more than 70 available attachments, get to work. Or play.

High front and rear fenders provide great mud protection.

Easy entry and exit with an automotive-style door makes quick exits simple.

20 integrated tie-down points keep cargo in place.



WEIGH YOUR OPTIONS.



Want to outfit your RSX with the best features? The Base Model can be modified to need and taste with many factory installed options. Build your custom RSX at JohnDeere.com/BuildYourGator

Poly Roof. Year-round protection. Available in Sport (Black) or Standard (Black or Camo) shapes.

RSX Sport Seats. Premium seats feature RSX Embroidery, large contoured bottom cushion and side bolsters.

Power Steering. Make your RSX handle even better while reducing steering effort.

FOX® 2.0 Performance Series Shocks. Large, 2.0 aluminum bodies offer full compression & spring preload adjustment.

Warn® 3500 lb. Winch (1361 kg) includes waterproof remote control.

Nerf Bars add additional rock-slider protection to your doors and frame.

Alloy Wheels and Maxxis BigHorn 2.0 Radials®. For a great looking ride and extreme terrain riding.

FACTORY-INSTALLED OPTIONS

Colors



Green & Yellow
(G&Y)



Olive & Black
(O&B)



Camo (REALTREE
HARDWOODS HD®)

Alloy Wheels



14-in. Matte Black
O&B | CAMO¹



14-in. Silver
O&B | CAMO¹



14-in. Yellow
G&Y

Brushguards



V-Brushguard




Pre-Runner
Brushguard
(optional lights shown)



2-in. Front
Receiver Hitch and
Recovery Loops.

Tires



Maxxis BigHorn
2.0 Radials® for
extreme terrain
(alloy wheels only)



Ancla XTs for good
mudding/extreme
terrain



Seat-Belt Comfort
Strap. Increases
comfort by
lowering seat belt
cross point.

Select Attachments



Windshields. Half
(shown), full and
full glass with
wiper. Tool-less
installation.



Hella® Performance
Light kits. HID Sport
light kit or Halogen
light kit (two per)



Stereo and Speaker
Kit. Mount/
Speaker kit and
one of 3 SAT/
iPod/iPhone
ready stereos sold
separately.

RSX860i

Engine and Electrical

Type
Cylinders/Valving
Horsepower*
Displacement
Maximum torque
Cooling system
Battery
Alternator

Lights – Headlights

On-demand true 4WD system

Front Differential
Rear Differential

Transmission Type

Ground speed, mph (km/h)
Transaxle
Front/Rear Brakes
Park brake
Wheel Bearings

Suspension and Steering

Front Suspension
Front Suspension Travel
Rear Suspension

Rear Suspension Travel
Turning radius

Hitches (Front and Rear)

Occupant Protective System (OPS)

Tubular overhead structure
Seat belts
Certification

Ground Clearance

Ground Clearance
Under Foot Platform

Dimensions

Length/Width
Front/Rear-tread Centers
Height (with OPS)
Wheelbase
Weight (base unit dry weight)
Towing Capacity
Payload Capacity
Seating Capacity

Cargo Box

Material
Dimensions, in. (cm)
Volume
Weight
Dump
Tailgate

Tires, Front / Rear

Maxxis Big Horn 2.0, Radial
Ancla MT (Mud Terrain)

SPECS

4-cycle gas, Electronic Fuel Injection (EFI) - Closed Loop System
V-Twin, OHV
62 (46.2 kw)
839 cc
59.5 lb. ft. (80.6 Nm) @ 4000 rpm
Liquid
340 CCA
38 amp @ 7250 rpm, 13.5V - regulated
Four 27 watt halogen

Selectable Limited Slip and Full locking
Locked (full-time)

Enclosed and sealed Continuously Variable Transmission (CVT)
High range 0-60 (0-97), Low range 0-30 (0-48.3)
Two speed, oil bath
Front/rear hydraulic disk
Foot brake; mechanical actuation
Sealed, double-row ball

Independent; double A-arm with coil over shocks & anti-sway bar
9in. (229mm)
Independent; Semi-trailing double A-arm with coil over shocks & anti-sway bar
9in. (229mm)
12.3 ft. (3.7 m)
Optional 2-in receiver (front), Standard 2-in receiver (rear)

1.75 in (44.4 mm) steel tube
3-point seat belts
ISO 3471 and OSHA ROPS

10.3 in. (26.2 cm)
10.3 in. (26.2 cm)

119 in. (302)/ 56.5 (143.5)
48in. (1220mm)/46 in. (1170mm)
72 in. (183mm)
77.8 (1975mm)
1360 lb. (617 kg)
1200 lb. (544 kg)
800 lb. (363kg)
2

Composite
32.3L x 47.6W x 11.7D (82cm L x 120.9cm W x 29.7cm D)
8.9 cu. ft. (0.25 m³)
400 lb. (181 kg)
2-sided - Manual release
1 handed release; Hinged at bottom; Removeable without tools

26x8-14/26x10-14 (w/alloys)
25x8-12/25x10-12 (w/ steel)
Green/Yellow, Olive/Black, Camo (REALTREE HARDWOODS HD®)
Sealed Glove Box, Under hood storage 1.82 ft³ (0.052m³)



GO TOUGH. GO STRONG. GO GATOR.™

*The engine horsepower and torque information are provided by the engine manufacturer to be used for comparison purposes only. Actual operating horsepower and torque will be less. Refer to the manufacturer's web site for additional information. Attachments subject to change without notice. Before operating or riding, always refer to the safety and operating information on the vehicle, and in the Operator's Manual. Actual vehicle top speed may vary based on belt wear, tire selection, vehicle weight, fuel condition, terrain and other environmental factors. Travel responsibly on designated roads, trails or areas, respect the rights of others, and avoid sensitive areas such as meadows, lakeshores, wetlands and streams. This literature has been compiled for worldwide circulation. While general information, pictures and descriptions are provided, some illustrations and text may include finance, credit, insurance, product options and accessories NOT AVAILABLE in all regions. PLEASE CONTACT YOUR LOCAL DEALER FOR DETAILS. John Deere reserves the right to change specification, design and price of the products described in this literature without notice. John Deere's green and yellow color scheme, the leaping deer symbol, and JOHN DEERE are trademarks of Deere & Company. Maxxis®, Warn®, Hella®, FOX®, SCOTT®, TEAM Industries® are third party trademarks used with permission. DSTA63377 (7-15)



JOHN DEERE

Nothing Runs Like A Deere